

CR-05 - Goals and Outcomes

Progress the jurisdiction has made in carrying out its strategic plan and its action plan. 91.520(a)

This could be an overview that includes major initiatives and highlights that were proposed and executed throughout the program year.

Williamson County was awarded CDBG funds in the amount of \$1,693,040 for Fiscal Year 2021 (October 1, 2021 through September 30, 2022). The County also reallocated \$329,994 from previous years. In accordance to the priorities identified and outlined in the County's Consolidated Plan, one social service project, two public facilities projects, two home repair projects, and three infrastructure projects were identified for FY21 allocation. The projects serve low to moderate income areas and households throughout the County. The projects meet national goals and supports ongoing efforts in the community to address the growing population. All projects are identified as a high priority in the Five-Year Consolidated Plan.

The FY20 Action Plan was also amended to add CDBG-CV funds in the amount of \$2,283,010. These funds are to be used to prevent, prepare for or responde to coronavirus. The 2021 CAPER will address these projects as well.

The County's Strategic Plan outlines the following as high priority projects.

Public Facility and Infrastructure Improvements

- Fund non-housing community development proposals that eliminate a threat to public health and safety to include water/sewer projects, drainage projects, sidewalks, and street improvements. Fund public facility improvements that benefit low income households and persons, and persons with special needs to include senior centers, neighborhood facilities, youth centers, homeless facilities, childcare centers, parks and recreational facilities.

Increase Access to Affordable Housing

- Fund activities that expand the supply and improve the condition of housing affordable to lower income households. Fund activities that leverage other public and private resources such as Low Income Tax Credit Projects. Extend the useful life of existing affordable housing through weatherization, repair, and rehabilitation programs.

Decrease Homelessness

- Provide funds to support shelter operations and transitional housing. Provide funding to increase permanent supportive housing opportunities and work to create a stronger network of providers of supportive and mainstream services to homeless clients.

Public Services

- Fund projects that provide supportive services to low and moderate income household as well as persons with special needs. Support efforts to develop a regional social service collaborative to coordinate the work of social service organizations, disseminate news and information, and eliminate duplication of effort.

Affirmatively Further Fair Housing

- Support improved access to community resources. Continue to operate in compliance with protected class definitions found in federal regulations.

The Consolidated Annual Performance and Evaluation Report (CAPER) is required by the U.S. Department of Housing and Urban Development (HUD) to report on the annual performance of the Williamson County FY20 CDBG program. This report identifies the progress made regarding active projects and those projects that have been completed that received Williamson County funds, as well as other accomplishments the County has made in meeting the objectives and priorities outlined in the five year Consolidated Plan. Project progress can be found in the attachment section of this document. See FY21 Funded Project Information, Previously Funded Project Information and CDBG-CV Cares funding.

It is required that this report be available for review for a minimum of 15 days. The review period was December 5 – December 19, 2022. A public hearing was held on December 13, 2022.

Comparison of the proposed versus actual outcomes for each outcome measure submitted with the consolidated plan and explain, if applicable, why progress was not made toward meeting goals and objectives. 91.520(g)

Categories, priority levels, funding sources and amounts, outcomes/objectives, goal outcome indicators, units of measure, targets, actual outcomes/outputs, and percentage completed for each of the grantee's program year goals.

Goal	Category	Source / Amount	Indicator	Unit of Measure	Expected – Strategic Plan	Actual – Strategic Plan	Percent Complete	Expected – Program Year	Actual – Program Year	Percent Complete
Affordable Rental Housing	Affordable Housing Public Housing	CDBG: \$	Rental units rehabilitated	Household Housing Unit	174	41	23.56%			
Fair Housing Activities	Fair Housing Activities	CDBG: \$	Other	Other	1	0	0.00%			
Home-ownership Assistance	Affordable Housing	CDBG: \$	Homeowner Housing Added	Household Housing Unit	10	0	0.00%	0	0	
Home-ownership Assistance	Affordable Housing	CDBG: \$	Homeowner Housing Rehabilitated	Household Housing Unit	0	0		0	0	
Housing Rehabilitation	Affordable Housing Public Housing	CDBG: \$	Rental units rehabilitated	Household Housing Unit	0	10		295	10	3.39%
Housing Rehabilitation	Affordable Housing Public Housing	CDBG: \$	Homeowner Housing Rehabilitated	Household Housing Unit	125	55	44.00%	40	41	102.50%
Housing Rehabilitation	Affordable Housing Public Housing	CDBG: \$	Housing for Homeless added	Household Housing Unit	0	0		0	0	
Housing Rehabilitation	Affordable Housing Public Housing	CDBG: \$	Housing for People with HIV/AIDS added	Household Housing Unit	0	0		0	0	

Improve public facilities	Non-Housing Community Development	CDBG: \$	Public Facility or Infrastructure Activities other than Low/Moderate Income Housing Benefit	Persons Assisted	40950	13024	31.80%	1815	2633	145.07%
Improve public facilities	Non-Housing Community Development	CDBG: \$	Public service activities other than Low/Moderate Income Housing Benefit	Persons Assisted	0	0				
Improve public facilities	Non-Housing Community Development	CDBG: \$	Homeless Person Overnight Shelter	Persons Assisted	0	0		0	0	
Improve public facilities	Non-Housing Community Development	CDBG: \$	Overnight/Emergency Shelter/Transitional Housing Beds added	Beds	0	0		0	0	
Improve public infrastructure	Non-Housing Community Development	CDBG: \$	Public Facility or Infrastructure Activities for Low/Moderate Income Housing Benefit	Households Assisted	800	5636	704.50%			
Planning and Administration	Administration and Planning	CDBG: \$	Other	Other	1	1	100.00%	1	0	0.00%
Provide housing/services to the homeless/at risk	Non-Housing Community Development	CDBG: \$	Public service activities other than Low/Moderate Income Housing Benefit	Persons Assisted	100	71	71.00%	0	40	

Provide housing/services to the homeless/at risk	Non-Housing Community Development	CDBG: \$	Homeless Person Overnight Shelter	Persons Assisted	0	40		0	40	
Provide housing/services to the homeless/at risk	Non-Housing Community Development	CDBG: \$	Homelessness Prevention	Persons Assisted	0	25		0	25	
Provide public services	Non-Homeless Special Needs Non-Housing Community Development	CDBG: \$	Public service activities other than Low/Moderate Income Housing Benefit	Persons Assisted	450	1180	262.22%	55	844	1,534.55%
Provide public services	Non-Homeless Special Needs Non-Housing Community Development	CDBG: \$	Homeless Person Overnight Shelter	Persons Assisted	0	8		0	8	
Provide public services	Non-Homeless Special Needs Non-Housing Community Development	CDBG: \$	Other	Other	1	0	0.00%			

Table 1 - Accomplishments – Program Year & Strategic Plan to Date

Assess how the jurisdiction's use of funds, particularly CDBG, addresses the priorities and specific objectives identified in the plan,

giving special attention to the highest priority activities identified.

All activities funded are identified as High Priority projects. Please see attached documents outlining projects funded and progress in 2021 named FY21 Funded Project Information, Previously Funded Project Information and CDBG-CV Cares funding.

CR-10 - Racial and Ethnic composition of families assisted

Describe the families assisted (including the racial and ethnic status of families assisted).

91.520(a)

	CDBG
White	2,887
Black or African American	499
Asian	60
American Indian or American Native	0
Native Hawaiian or Other Pacific Islander	3
Total	3,449
Hispanic	1,558
Not Hispanic	1,891

Table 2 – Table of assistance to racial and ethnic populations by source of funds

Narrative

The numbers above represent racial and ethnic data for the following programs:

Habitat Home Repair

Georgetown Home Repair

Georgetown Housing Authority

Interagency Support Council

Georgetown Housing Authority

Granger Housing Authority Rehab

Sacred Heart

Hutto Resource Center

Helping Hands of Georgetown

Williamson County Crisis Center

Bluebonnet Trails

Taylor Housing Authority

Williamson County Habitat for Humanity

Lonestar Circle of Care

Key2Free

The chart does not reflect individuals or families identified as multi-racial.

CR-15 - Resources and Investments 91.520(a)

Identify the resources made available

Source of Funds	Source	Resources Made Available	Amount Expended During Program Year
CDBG	public - federal	2,023,034	1,203,810

Table 3 - Resources Made Available

Narrative

Identify the geographic distribution and location of investments

Target Area	Planned Percentage of Allocation	Actual Percentage of Allocation	Narrative Description
CDBG Participating Cities + Unincorporated Areas of County			
City of Georgetown			
City of Granger			
City of Leander			
City of Taylor			
Countywide			

Table 4 – Identify the geographic distribution and location of investments

Narrative

Percent of CDBG funds allocated to each project:

Habitat for Humanity of Williamson County H0me Repair Program 7.4%

City of Georgetown Home Repair Program 4.94%

Interagency Support Council of Eastern Williamson County 1.73%

Granger Colorado Street Wastewater Line Replacement 17%

Liberty Hill Sidewalk Project 24.1%

Georgetown Housing Authority 16.3%

Granger Housing Authority .59%

Jarrell Water System Improvements 23.1%

Program Administration 4.8%

Percent of CV funds allocated to each project:

Taylor Water Project 35%

Granger Housing Authority 6.9%

Habitat for Humanity Land Acquisition 27.85%

Sacred Heart 28%

Program Administration 2.2%

Williamson County does not allocate CDBG funds based on identified target areas. The County receives applications for funding from participating cities and local organizations for projects that fit within the County's priorities. Applications are reviewed by the Community Development Administrator who then makes a recommendation to Commissioners Court based on need and funding allocation. Commissioners Court reviews the recommendation and either approves or requests modifications.

Leveraging

Explain how federal funds leveraged additional resources (private, state and local funds), including a description of how matching requirements were satisfied, as well as how any publicly owned land or property located within the jurisdiction that were used to address the needs identified in the plan.

Matching funds are not required in the CDBG program.

The following are leveraged funds per FY21 project. Sources include private, local, state, other federal funds.

Habitat for Humanity Home Repair \$211,360

Georgetown Home Repair \$55,000

Interagency Support Council \$774,111

Granger Wastewater Project \$11,000

Liberty Hill Sidewalk Project \$5000

Georgetown Housing Authority Rehab Project \$337,010

Jarrell Water Project \$11,000

Williamson County does not use publicly owned land or property to address identified needs. Williamson County does not receive HOME or ESG funds.

CR-20 - Affordable Housing 91.520(b)

Evaluation of the jurisdiction's progress in providing affordable housing, including the number and types of families served, the number of extremely low-income, low-income, moderate-income, and middle-income persons served.

	One-Year Goal	Actual
Number of Homeless households to be provided affordable housing units	0	40
Number of Non-Homeless households to be provided affordable housing units	224	41
Number of Special-Needs households to be provided affordable housing units	0	0
Total	224	81

Table 5 – Number of Households

	One-Year Goal	Actual
Number of households supported through Rental Assistance	0	0
Number of households supported through The Production of New Units	0	2
Number of households supported through Rehab of Existing Units	224	83
Number of households supported through Acquisition of Existing Units	0	1
Total	224	86

Table 6 – Number of Households Supported

Discuss the difference between goals and outcomes and problems encountered in meeting these goals.

The homeless population was supported by Bluebonnet (25 clients) and the Crisis Center (15 clients).

There were 26 units rehabbed at the Granger Housing Authority and 57 units rehabbed at the Georgetown Housing Authority.

Habitat Rehab program assisted 27 eligible homeowners and the Georgetown Rehab program assisted 14 in FY21. These programs are ongoing.

Habitat for Humanity completed two affordable homes for income eligible clients. Habitat is continually looking for property for affordable housing.

The Taylor Housing Authority assisted one income eligible client with down payment assistance on a new home.

Discuss how these outcomes will impact future annual action plans.

The success of these programs has been instrumental in assisting low-mod income households to remain in their homes and thus prevent homelessness. It is expected that these programs will continue.

The CDBG office meets with the homelessness coalition to discuss options to increase affordable housing to low-mod income families.

Include the number of extremely low-income, low-income, and moderate-income persons served by each activity where information on income by family size is required to determine the eligibility of the activity.

Number of Households Served	CDBG Actual	HOME Actual
Extremely Low-income	129	0
Low-income	34	0
Moderate-income	4	0
Total	167	0

Table 7 – Number of Households Served

Narrative Information

The Habitat Home Repair program assisted 27 families with its rehab program. Eleven are low income and sixteen are extremely low income. The Georgetown Home Repair program assisted 14 households. Five households were extremely low, five were low income and four were moderate income. The Georgetown Housing Authority is rehabbing it's facility. In FY21, 57 households were returned to updated homes. To date, 98 households have been completed. All of the residents are extremely low income. The Granger Housing Authority has rehabbed 26 units. All households are extremely low income.

Two programs have assisted homeless individuals. Bluebonnet has assisted 25 homeless individuals, all extremely low income. The Crisis Center has assisted 15 low income clients.

The county continues to work with the Taylor Housing Authority in its down payment assistance program. Unfortunately, the costs associated with home ownership in Williamson County has increased, making it difficult to identify eligible clients. In FY21, one low income client was assisted with home ownership. Habitat for Humanity provided two low income households with affordable housing.

The local Housing Authorities provide affordable housing to low income individuals and families. Unfortunately, the number of units available is greatly out numbered by the number of those in need. Families and individuals are encouraged to contact local organizations for rental assistance and other needs.

Worst case needs are address through the Habitat for Humanity and Georgetown home repair programs. These programs allow for the repair of homes so that low-income residents can remain housed in homes that are no longer substandard. The Granger Housing Authority and the Georgetown Housing Authority will complete rehab projects on their facilities, which house extremely low income residents. Bluebonnet Trails and the Crisis Center assist homeless individuals with obtaining temporary and permanent housing.

In an effort to maintain affordable housing, Habitat for Humanity and Georgetown home repair programs are funded to ensure that homes of low income individuals are repaired and that they can remain housed. Both the Granger and Georgetown Housing Authorities are rehabbing units for low income residents, also ensuring that individuals remain housed. Habitat for Humanity receives funding to purchase land for affordable housing.

CR-25 - Homeless and Other Special Needs 91.220(d, e); 91.320(d, e); 91.520(c)

Evaluate the jurisdiction's progress in meeting its specific objectives for reducing and ending homelessness through:

Reaching out to homeless persons (especially unsheltered persons) and assessing their individual needs

The Georgetown Housing Authority rehabilitation project will repair approximately 134 units housing extremely low income households. The project is 89% complete with 98 units being returned to residents.

Habitat Home Repair program assisted 27 households in FY21, allowing individuals to remain in their homes and avoid homelessness. The Georgetown Home Repair program assisted 14 households in FY21.

The County supports the efforts of the Balance of State Continuum of Care (CoC) to simplify and broaden outreach and assessment efforts for homeless persons in Williamson County. The Continuum works to create a better communication system for service providers to stay in contact with both schools and hospitals to avoid homeless persons (or those at risk of homelessness) from falling through the cracks of the system. As part of the annual point-in-time count, the CoC conducts outreach. Not only are homeless people counted, particularly unsheltered persons, but representatives from various agencies are available to answer questions and provide information about available resources.

The County continues to support local social service agencies, such as Capital Idea, San Gabriel Crisis Service Center, Bluebonnet Trails, MHMR and the Georgetown Project that provide a wide array of support services for homeless persons. Examples of support include, but are not limited to, employees serving as board members, collaboration during special projects, and public recognition of services provided.

Another organization addressing homelessness is the Georgetown Project. The Georgetown Project opened the NEST in 2011 as an outreach to Georgetown ISD teens in 9th-12th grade that were homeless or living in transition. The NEST Program now includes The NEST Host Home, an overnight safe haven for youth living in transition, and The NEST Empowerment Center, an after school safe haven for all Georgetown ISD high school teens who are in need of free resources.

Bluebonnet Trails was funded in FY20. Assistance to 36 homeless individuals was provided (84 total encounters). The program provides Housing First services that assist people in securing permanent housing and achieve housing stability, without preconditions or barriers as a prerequisite for housing. Focus will be on the housing needs of people that are homeless by connecting with local housing authorities, applying for Section 8 or Section 811, finding available rental units and negotiating with property managers. Housing First will also help individuals access employment, psychiatric and

primary healthcare, veteran and peer support services, access community resources and apply for Social Security benefits and other benefits such as Supplemental Nutrition Assistance Program (SNAP), as needed.

Key2Free was funded in FY19. The program assisted eight low income homeless individuals in FY21. The program provides clinical, medical and dental services to victims of human trafficking.

The Crisis Center assists victims of domestic violence and assisted 15 new clients in FY21.

Addressing the emergency shelter and transitional housing needs of homeless persons

The CDBG Program Administrator participates in the Williamson County Homeless Coalition. The coalition is made up of local organizations who assist the homeless. The group is meeting to discuss how better to address the homeless population in Williamson County. The County also funds Bluebonnet Trails, Key2Free and the Crisis Center. These organizations work directly with the homeless population and assist with transitional housing.

Helping low-income individuals and families avoid becoming homeless, especially extremely low-income individuals and families and those who are: likely to become homeless after being discharged from publicly funded institutions and systems of care (such as health care facilities, mental health facilities, foster care and other youth facilities, and corrections programs and institutions); and, receiving assistance from public or private agencies that address housing, health, social services, employment, education, or youth needs

The Georgetown Housing Authority is utilizing funding to rehabilitate approximately 134 existing units. To date, 98 units have been completed (project is 89% complete). The rehabilitation of these units allows the extremely low income households to remain housed, ultimately, preventing homelessness.

Habitat Home Repair program has assisted 27 low income households with repairs that allow them to remain housed. The Georgetown Home Repair program assisted 14 in FY21.

Mobile Outreach Team works with law enforcement to assist homeless or nearly homeless individuals with temporary housing.

The Crisis Center provides housing assistance to victims of domestic violence. In FY21, the program assisted 15 victims of domestic violence.

Williamson County has a community resources website that allows people to search online for needed resources such as health care, mental health services, housing, food, and other community resources. The Williamson County Community Resources website was designed to empower residents with information about resources in the Williamson County area so that they can connect with available

services. Residents can go to www.wilco.org/communityresources and enter their zip code to search for services near their location. All searches are confidential.

Helping homeless persons (especially chronically homeless individuals and families, families with children, veterans and their families, and unaccompanied youth) make the transition to permanent housing and independent living, including shortening the period of time that individuals and families experience homelessness, facilitating access for homeless individuals and families to affordable housing units, and preventing individuals and families who were recently homeless from becoming homeless again

In FY21, the CDBG Program Administrator participated in the Williamson County Homeless Coalition. The coalition is made up of local organizations who assist the homeless. The group is meeting to discuss how better to address the homeless population in Williamson County.

The Balance of State CoC works to ensure that homeless individuals make the transition to permanent housing and independent living, is prioritizing safe and stable housing and making affordable housing options more accessible to homeless individuals. Many homeless that struggle to transition into permanent housing and independent living suffer from mental illness and substance addiction. Recent trends through the Homeless Prevention and Rapid Re-housing program and Housing First model prioritize placing homeless individuals and families in permanent housing quickly, and then linking them to supportive services in the community. Williamson County continues to support local organizations, such as the Georgetown Project to assist homeless youth with transitional and permanent housing. This is done through Williamson County Juvenile Services.

Williamson Burnet County Opportunities (WBCO) provides services such emergency assistance, headstart, case management to transition out of poverty, adult education program for job skills, and rapid re-housing program.

CDBG funds were used to assist the Crisis Center that assists victims and families of domestic violence. They assist with transitional housing and permanent housing.

CR-30 - Public Housing 91.220(h); 91.320(j)

Actions taken to address the needs of public housing

In FY21, Williamson County's public housing authorities continue to seek additional funding to address public housing needs and apply for additional housing choice vouchers when available. Lack of funding is a barrier in addressing public housing needs and has created lengthy waiting lists and long waiting periods to be housed. Housing authorities continue to provide housing assistance and social service needs to residents and maintain efforts to implement more programs if funding allows.

The Georgetown Public Housing Authority manages Shady Oaks Apartments and Stonehaven Apartments. The Shady Oaks Apartments are Section 8 and offer 60 duplex apartments to qualified residents. The Stonehaven Apartments are public housing and offer 158 housing units to qualified residents. The Georgetown Housing Authority also manages a Section 8 (Housing Choice Voucher) program.

The Georgetown Housing Authority also provides a Family Self Sufficiency Program which is a HUD program that encourages communities to develop local strategies to help families obtain employment that will lead to economic independence and self-sufficiency. They work with welfare agencies, schools, businesses, and other local partners to develop a comprehensive program that gives participating FSS family members the skills and experience to assist them in obtaining employment that pays a living wage and hopefully, enable them to live without any form of public assistance.

The Taylor Housing Authority owns and manages the Mary Olson property and the Avery property. These properties are public housing facilities and offer 46 units and 70 units respectively. The Taylor Housing Authority also administers a Section 8 Housing Choice Voucher program that assists approximately 142 families. The Voucher program is a rental subsidy program where families choose where they want to live (based on certain stipulations) and the rental subsidy is paid to the landlord. The Taylor Housing Authority also administers 3-year housing vouchers for those exiting the foster care system.

The Taylor Housing Authority was awarded \$100,000 in CDBG funds for their Home Ownership Program to assist income eligible families with purchasing a home. Three families have been assisted to date (one in FY21). The down payment assistance available to families was increased in an effort to make home purchases affordable to income qualified households.

The Granger Housing Authority operates and manages 26 units available to qualified residents.

Williamson County works with the Georgetown Housing Authority to conduct required reviews and approvals in order for the Housing Authority to receive federal funding. All Housing Authorities are invited to participate in the development of the annual action plan and the 5-year consolidated plan. The Williamson County CDBG office assists, as requested, the housing authorities with funding

options and any other needs.

The Granger Housing Authority completed rehab of 26 units utilizing CDBG funds. Projects included updated window and insulation, ramps and hand rails. The Georgetown Housing Authority is currently utilizing CDBG funds for rehab of 134 units, 98 units are complete. The renovations allow for improved housing for low income households.

Actions taken to encourage public housing residents to become more involved in management and participate in homeownership

Williamson County does not use CDBG funding directly to encourage public housing residents to become involved in management and to participate in homeownership activities. However, the County encourages the local public housing authorities to continue its current programs and collaborate with other agencies that assist with homeownership. The local Housing Authorities have Resident Commissions on their boards in an effort to encourage participation. Also, all documents requiring public review are provided to local housing authorities.

Actions taken to provide assistance to troubled PHAs

Georgetown Housing Authority, Round Rock Housing Authority, Taylor Housing Authority, and Granger Housing Authority are all standard performers and not considered troubled.

CR-35 - Other Actions 91.220(j)-(k); 91.320(i)-(j)

Actions taken to remove or ameliorate the negative effects of public policies that serve as barriers to affordable housing such as land use controls, tax policies affecting land, zoning ordinances, building codes, fees and charges, growth limitations, and policies affecting the return on residential investment. 91.220 (j); 91.320 (i)

Barriers to affordable housing can encompass a wide array of aspects, to include but not limited to banking, finance, and insurance industry regulations, socio-economic situations, neighborhood conditions, and public policy legislation and fair housing enforcement. The County will continue to work with nonprofit agencies in the community to remove or ameliorate the negative effects (if any) of public policies that serve as barriers to affordable housing.

In FY21, the County continued to increase partnerships with local units of government to ensure equitable zoning practices as they relate to fair housing and the development of affordable housing.

Actions taken to address obstacles to meeting underserved needs. 91.220(k); 91.320(j)

The major obstacle to meeting all of the identified needs is the lack of funding resources. Typically, applicant request amounts are much higher than the entitlement amount which further escalates the budgetary constraints in meeting the undeserved needs. However, the County continues to partner, when feasible, with other nonprofit organizations to leverage the County's CDBG allocation.

Actions taken to reduce lead-based paint hazards. 91.220(k); 91.320(j)

To the greatest extent practicable, Williamson County works with local agencies to help eliminate the hazard of lead poisoning due to the presence of lead based paint. The County also disseminates information on lead based paint hazards to CDBG subrecipients who receive entitlement funds for housing activities where lead based paint may be an issue.

Actions taken to reduce the number of poverty-level families. 91.220(k); 91.320(j)

The County will continue to combat the number of poverty-level families by supporting incentives to attract, retain, and expand businesses, advocate for improved employment-affordable housing options and support organizations and programs that provide job training, education, and placement services.

Actions taken to develop institutional structure. 91.220(k); 91.320(j)

Williamson County continues to work with various local agencies to ensure that services offered through entitlement grant programs receive maximum amounts of exposure and benefit. These programs are carried out through oversight by the Williamson County Community Development Administrator in which work will be conducted through the issuance of sub-recipient agreements.

Actions taken to enhance coordination between public and private housing and social service agencies. 91.220(k); 91.320(j)

While Williamson County has limited resources to address the priorities identified, the County continues to seek partnerships and establish cooperative working relationships to leverage its annual CDBG allocations. This typically comes in the form of matching city funds (which are not required).

The Central Texas Fair Housing consortium developed a regional Analysis of impediments to Fair Housing. The Analysis of Impediments to Fair Housing Choice, or AI, is a planning process for local governments and public housing agencies (PHAs) to take meaningful actions to overcome historic patterns of segregation, promote fair housing choice, and foster inclusive communities that are free from discrimination. This study was conducted for the Central Texas Region in 2018 and 2019 as joint effort among the following entities:

- The City of Austin
- The Housing Authority of the City of Austin
- The Georgetown Housing Authority
- The City of Pflugerville
- The City of Round Rock
- The Round Rock Housing Authority
- The Taylor Housing Authority
- Travis County
- The Housing Authority of Travis County
- Williamson County

Identify actions taken to overcome the effects of any impediments identified in the jurisdictions analysis of impediments to fair housing choice. 91.520(a)

The Central Texas Fair Housing Assessment was completed in 2019.

A Central Texas Regional Fair Housing Working Group (WorkingGroup) will be established and made up of staff from each of the 10 entities to collaborate and coordinate on implementation of regional fair housing goals and affordable housing interests. The group will also consult with area experts on housing equity and economic opportunity, K-12 educational leaders, local and regional transit providers, and public works staff. This Group will be facilitated by a Travis County Health and Human Services employee team.

CR-40 - Monitoring 91.220 and 91.230

Describe the standards and procedures used to monitor activities carried out in furtherance of the plan and used to ensure long-term compliance with requirements of the programs involved, including minority business outreach and the comprehensive planning requirements

The Community Development Administrator uses monthly progress reports submitted by each project to identify any problems or potential problems. Contact with each project manager assists in ensuring that projects are progressing, following appropriate regulations and utilizing CDBG funds efficiently and effectively. The Community Development Administrator also conducts meetings and/or communicates via email and phone with project managers regarding specifics of projects.

The Community Development Administrator conducts desk monitorings of each project to ensure compliance and progression. Monitorings are ongoing as Williamson County requires all documents to support progress, payment, and reports to be submitted. If file documentation is not submitted, the County will not process payment to a project.

Meeting with representatives from the projects ensures that regulations are being followed. The Community Development Administrator provides HUD guidance, County forms, labor forms and Davis Bacon information, and information on how to access funds.

The Community Development Administrator works closely with the Williamson County Auditors office in an effort to ensure appropriate and accurate financial documents are submitted for payment and that funds are spent in a timely manner. The Community Development Administrator and Grants Accountant work closely to improve procedures and to make certain that current procedures are efficient and adequate. All documents submitted with draw requests are thoroughly examined by the Community Development Administrator to ensure funding is being expended on eligible expenses and that funds are being utilized efficiently. Signatures by the CDBG office, County Judge and the Auditor's office are required and identified on all payment requests.

CDBG-CV funded projects are monitored under the same guidelines as current CDBG projects.

Citizen Participation Plan 91.105(d); 91.115(d)

Describe the efforts to provide citizens with reasonable notice and an opportunity to comment on performance reports.

All notices are published in local newspapers in English and Spanish to inform citizens of public comment periods and public meetings. A 15 day comment period, December 5 – December 19, 2022, was provided during the CAPER process. No comments were received. A public hearing was held on December 13, 2022. Public meetings are held in conjunction with each phase of the CDBG program to allow for citizen input.

Williamson County is committed to compliance with the Americans with Disabilities Act (ADA) and Section 504 of the Rehabilitation Act of 1973, as amended. Reasonable modifications and equal access to communications are provided upon request. Reasonable accommodations for people with disabilities and for non-English speaking populations are made upon request and as appropriate.

CR-45 - CDBG 91.520(c)

Specify the nature of, and reasons for, any changes in the jurisdiction's program objectives and indications of how the jurisdiction would change its programs as a result of its experiences.

No changes have been made to the Williamson County CDBG program.

Williamson County does not have an existing Section 108 guaranteed loan program.

Does this Jurisdiction have any open Brownfields Economic Development Initiative (BEDI) grants?

No

[BEDI grantees] Describe accomplishments and program outcomes during the last year.

CR-45 - CDBG 91.520(c)

Specify the nature of, and reasons for, any changes in the jurisdiction's program objectives and indications of how the jurisdiction would change its programs as a result of its experiences.

No changes have been made to the Williamson County CDBG program.

Williamson County does not have an existing Section 108 guaranteed loan program.

Does this Jurisdiction have any open Brownfields Economic Development Initiative (BEDI) grants?

No

[BEDI grantees] Describe accomplishments and program outcomes during the last year.

CR-58 – Section 3

Identify the number of individuals assisted and the types of assistance provided

Total Labor Hours	CDBG	HOME	ESG	HOPWA	HTF
Total Number of Activities	11	0	0	0	0
Total Labor Hours	0				
Total Section 3 Worker Hours	0				
Total Targeted Section 3 Worker Hours	0				

Table 8 – Total Labor Hours

Qualitative Efforts - Number of Activities by Program	CDBG	HOME	ESG	HOPWA	HTF
Outreach efforts to generate job applicants who are Public Housing Targeted Workers					
Outreach efforts to generate job applicants who are Other Funding Targeted Workers.					
Direct, on-the job training (including apprenticeships).					
Indirect training such as arranging for, contracting for, or paying tuition for, off-site training.					
Technical assistance to help Section 3 workers compete for jobs (e.g., resume assistance, coaching).					
Outreach efforts to identify and secure bids from Section 3 business concerns.					
Technical assistance to help Section 3 business concerns understand and bid on contracts.					
Division of contracts into smaller jobs to facilitate participation by Section 3 business concerns.					
Provided or connected residents with assistance in seeking employment including: drafting resumes, preparing for interviews, finding job opportunities, connecting residents to job placement services.					
Held one or more job fairs.					
Provided or connected residents with supportive services that can provide direct services or referrals.					
Provided or connected residents with supportive services that provide one or more of the following: work readiness health screenings, interview clothing, uniforms, test fees, transportation.					
Assisted residents with finding child care.					
Assisted residents to apply for, or attend community college or a four year educational institution.					
Assisted residents to apply for, or attend vocational/technical training.					
Assisted residents to obtain financial literacy training and/or coaching.					
Bonding assistance, guaranties, or other efforts to support viable bids from Section 3 business concerns.					
Provided or connected residents with training on computer use or online technologies.					
Promoting the use of a business registry designed to create opportunities for disadvantaged and small businesses.					
Outreach, engagement, or referrals with the state one-stop system, as designed in Section 121(e)(2) of the Workforce Innovation and Opportunity Act.					

Other.					
--------	--	--	--	--	--

Table 9 – Qualitative Efforts - Number of Activities by Program

Narrative

Attachment

FY21 Funded Projects

Funding for FY21
Community Development Block Grant
Allocation \$1,693,040
Reallocation \$329,994

Habitat for Humanity of Williamson County Home Repair Program

Activity 123

Accomplishments: Project will assist approximately ten eligible homeowners who are in need of home repairs within CDBG participating cities or the unincorporated areas of the County. Homeowners will meet CDBG defined income qualifications. Home repairs can include, but are not limited to, roofing, siding, weatherization (windows), energy efficiency/conservation (plumbing, electrical), accessibility and/or safety.

FY21 \$150,000

CDBG Funds Utilized to Date: \$119,095.22

Fourteen income qualified households assisted

City of Georgetown Home Repair Program

Activity 124

Accomplishments: Project will assist approximately fifteen eligible homeowners who are in need of home repairs within Georgetown city limits. Homeowners will meet CDBG defined income qualifications. The program will be administered by Habitat for Humanity of Williamson County. Home repairs can include, but are not limited to, roofing, siding, weatherization (windows), energy efficiency/conservation (plumbing, electrical), accessibility and/or safety.

FY21 \$100,000

CDBG Funds Utilized to Date: \$8,398.20

One income qualified households

Interagency Support Council of Eastern Williamson County, Inc/Social Service

Activity 120

Accomplishments: Provide individual and group therapy, small and large group presentations, crises intervention, psychiatric care, medication monitoring and family therapy to participating schools in Eastern Williamson County. Funding will allow the program to maintain and potentially increase the number of clients served. Project is complete. This is the final time this project will be reported in a CAPER.

FY21 \$35,000

CDBG Funds Utilized to Date: \$35,000

Limited Clientele

Forty-one unduplicated clients served. 576 sessions.

Granger Colorado Street Wastewater Line Replacement

Activity 89

Accomplishments: Project to include the replacement of the existing 8-inch clay wastewater line with a new PVC wastewater line and associated manholes. Project to include the repair of asphalt streets and concrete sidewalks. Engineering is complete. Construction is underway.

FY18 \$55,400

FY21 \$344,050

CDBG Funds Utilized to Date: \$55,400

Census Tract 213 (Block Groups 2 and 3)

Percent Low-Mod: 50.50%

Percent Minority: 39.51%

Liberty Hill Sidewalk Project

Activity 131

Accomplishments: Design and installation of approximately 5800 linear feet of sidewalk with ADA accessible curb ramps at street intersections, and erosion and sedimentation control during and immediately after construction. Project will also include approximately 3600 linear feet of drainage improvements to mitigate existing drainage issues. Project will be located on portions of Hillcrest Lane and Loop 332 and on Lynn Lane, Panther Path and Barrington Drive. Engineering and design are underway for this project.

FY21 \$488,000

CDBG Funds Utilized to Date: \$0

Percent Low-Mod: 59.60%

Georgetown Housing Authority

Activity 132

Accomplishments: Project will rehabilitate 158 residential dwelling units, GHA office, Senior Center, Activity Learning center, gazebos and site cedar fences with exterior wood repairs. Demolition of the rotten rough cedar privacy entries, removing all deteriorated wood and fascia boards, trim, soffits, wood siding, wood fencing and paint exterior surfaces. Project is undergoing review for possible amendment.

FY21 \$330,000

CDBG Funds Utilized to Date: \$0

Granger Housing Authority Rehab

Activity 122

Accomplishments: Rehabilitation of back entryway to 26 public housing units to include safety railings and ramps. Project located at the Granger Housing Authority. Project is complete. This is the final time this project will be reported in a CAPER.

FY21 \$12,000

CDBG Funds Utilized to Date: \$10,445

100% Low Mod

Jarrell Water System Improvements

Activity 127

Accomplishments: Installation of 16" water line including valves, fittings and fire hydrants. Work to be completed on 1st Street, between Avenue I and Avenue E in Jarrell TX. Engineering complete. Construction is underway.

FY21 \$467,000

CDBG Funds Utilized to Date: \$9,751.00

Census Tract 216.03 BG 2

Percent Low-Mod: 50.74%

Percent Minority: 25.38%

Program Administration

Activity 121

Estimated Funding for FY21: \$96,984

CDBG Funds Utilized to Date: \$96,984.00

Program Complete

FY21 Previously Funded Projects

Previously Funded Projects

Granger Water System Improvements

Activity 109

Accomplishments: Project to include 35 isolation water valves to reduce the need to shut down the city's water supply due to maintenance/repair efforts. This project is complete. This is the final time this project will be reported in a CAPER.

FY20 \$373,925

CDBG Funds Utilized to Date: \$324,746.82

Census Tract 213 (Block Group 2)

Percent Low-Mod: 61.7%

Percent Minority: 39.51%

Habitat for Humanity 21st Street Project

Activity 112

Accomplishments: Site development engineering and architectural design and construction documents for the development of 6-12 for sale workforce units developed at 502 W. 21st Street, Georgetown TX. Engineering and planning are underway.

FY20 \$133,500

CDBG Funds Utilized to Date: \$116,927.00

Income Qualified Households

City of Georgetown 21st Street Project

Activity 113

Accomplishments: Infrastructure for the development of 6-12 for sale workforce units developed at 502 W. 21st Street, Georgetown TX. Engineering and planning are underway.

FY20 \$97,000

CDBG Funds Utilized to Date: \$37,000.00

Income Qualified Households

Jarrell Water System Improvements

Activity 114

Accomplishments: Installation of approximately 2400 feet of 12" water line including valves, fittings and fire hydrants. Work to be completed on East Avenue A, between North 2nd Street and North 10th Street in Jarrell TX. Agreement in place. Engineering and planning are complete. Construction is underway.

FY20 \$355,520

CDBG Funds Utilized to Date: \$32,317.50

Census Tract 216.03 (Block Group 2)

Percent Low-Mod: 50.74%

Percent Minority: 25.3%

City of Taylor Water System Improvements Old Coupland Road

Activity 115

Accomplishments: Funding for engineering and planning for water project. Engineering and planning for project are underway.

FY20 \$160,000

CDBG Funds Utilized to Date: \$0

Census Tract 210 (Block Group 2)

Percent Low-Mod: 70%

Percent Minority: 81.34%

Granger Housing Authority Rehab

Activity 116

Accomplishments: Weatherization through window replacement in approximately 10 units that are 2-3 bedrooms. Project is complete. This is the final time this project will be reported in a CAPER.

FY20 \$46,498

CDBG Funds Utilized to Date: \$46,404.47

Housing Authority Rehab 100% low-mod

City of Georgetown Home Repair Program

Activity 117

Accomplishments: Project will assist approximately fifteen eligible homeowners who are in need of home repairs within Georgetown city limits. Homeowners will meet CDBG defined income qualifications. The program will be administered by Habitat for Humanity of Williamson County. Home repairs can include, but are not limited to, roofing, siding, weatherization (windows), energy efficiency/conservation (plumbing, electrical), accessibility and/or safety. City utilizing previous funding for project. This is the final time this project will be reported in a CAPER.

FY20 \$75,000

CDBG Funds Utilized to Date: \$75,000

Five Income Qualified Households

Hutto Resource Center/Social Service Food Pantry

Activity 118

Accomplishments: Food pantry services to qualified clients. 309 food pantry services provided. This is the final time this project will be reported in a CAPER.

FY20 \$20,000

CDBG Funds Utilized to Date: \$20,000

Limited Clientele, Location and Nature

655 clients assisted

Helping Hands of Georgetown/Social Service Food Pantry

Activity 110

Accomplishments: Food pantry services to qualified clients. Assisted 290 new clients in FY20 and 341 in FY21 with services from food pantry. This is the final time this project will be reported in a CAPER.

FY20 \$20,000

CDBG Funds Utilized to Date: \$20,000

Limited Clientele, Location and Nature

Percent Minority: 61%

Williamson County Crisis Center dba Hope Alliance/Social Service Transitional Housing

Activity 119

Accomplishments: CDBG funds will be utilized to offer financial assistance to survivors of domestic violence participating in other life-saving services offered by Hope Alliance. Assistance would be provided in the form of monies paid directly to landlords and utility companies. Financial assistance would be provided for items such as deposits, rent, and utilities. This assistance will allow survivors to remain in their current safe housing or obtain new housing after fleeing from unsafe, abusive, and violent environments.

FY20 \$35,000

CDBG Funds Utilized to Date: \$34,091.71

Limited Clientele

Fifteen new clients served. Thirty-six total clients served.

Bluebonnet Trails Community MHMR Center/Social Service

Activity 108

Accomplishments: Provide Housing First services that assist people in securing permanent housing and achieve housing stability, without preconditions or barriers as a prerequisite for housing. Focus will be on the housing needs of people that are homeless by connecting with local housing authorities, applying for Section 8 or Section 811, finding available rental units and negotiating with property managers. Housing First will also help individuals access employment, psychiatric and primary healthcare, veteran and peer support services, access community resources and apply for Social Security benefits and other benefits such as Supplemental Nutrition Assistance Program (SNAP), as needed. Assisted 11 new homeless clients with housing and rental assistance in FY20. Total occurrences of assistance was 34 for homeless clients. Assisted 25 new homeless clients with housing and rental assistance in FY21. Total occurrences of assistance was 53 for homeless clients. This is the final time this project will be reported in a CAPER.

FY20 \$50,000

CDBG Funds Utilized to Date: \$49,990.00

Limited Clientele Homeless

Percent Minority: 24%

Interagency Support Council of Eastern Williamson County, Inc/Social Service

Activity 120

Accomplishments: Provide individual and group therapy, small and large group presentations, crises intervention, psychiatric care, medication monitoring and family therapy to participating schools in Eastern Williamson County. Funding allows the program to maintain the number of clients served. Program has assisted 41 new clients and provided 576 sessions. This is the final time this project will be reported in a CAPER.

FY21 \$35,000

CDBG Funds Utilized to Date: \$35,000

Limited Clientele

Percent Minority: 61%

Program Administration

Activity 105

FY20 \$102,437

CDBG Funds Utilized to Date: \$102,437

Project is closed.

Taylor Housing Authority Home Ownership Program

Activity 79

Accomplishments: Down payment assistance was provided to one low income family in 2017 and one low income family in 2018. Homes are located in Taylor TX. 2019: \$20,000 committed to a homebuyer who is purchased a Habitat home. 2021: \$20,000 utilized by income eligible household. The remaining funds have not been committed to date.

FY16 \$100,000

CDBG Funds Utilized to Date: \$75,000

Percent Low-Mod: 100%

Percent Minority: 100%

City of Granger Sewer Project

Activity 80

Accomplishments: Replacement of existing lift station located on Roswell Avenue with a prepackaged lift station. Project will include replacement of forcemain and gravity line relocation, and associated project incidentals. Engineering for the project is complete. Completion of easement documentation and engineering is underway. Due to unexpected costs incurred by the City of Granger caused by a major water leak, the original design of the project had to be redesigned and rebid. Engineering and planning are nearing completion with construction to follow.

FY17 \$294,350

CDBG Funds Utilized to Date: \$44,501.31

Census Tract 213 (Block Groups 2 and 3)

Percent Low-Mod: 49.83%

Percent Minority: 39.51%

Williamson County Habitat for Humanity

Activity 74

Accomplishments: Income qualified families has moved into two properties purchased with CDBG funds. This is the final time this project will be reported in a CAPER.

CDBG Funds Utilized: \$39,380.56

Two income qualified households

City of Georgetown Home Repair Program

Activity 100

Accomplishments: Project will assist approximately fifteen eligible homeowners who are in need of home repairs within Georgetown city limits. Homeowners will meet CDBG defined income qualifications. The program will be administered by Habitat for Humanity of Williamson

County. Home repairs can include, but are not limited to, roofing, siding, weatherization (windows), energy efficiency/conservation (plumbing, electrical), accessibility and/or safety. This is the final time this project will be reported in a CAPER.

FY19 \$75,000

CDBG Funds Utilized to Date: \$75,000

Fourteen income qualified households

Georgetown Housing Authority FY18

Activity 92

Accomplishments: Modernization of 134 dwelling buildings, office/community building, management/maintenance buildings, gazebos and fences. Rehab of entries by removing deteriorated wood on fascia boards, trim, soffits, wood siding, wood fencing and paint exterior surfaces. Project to take place at the Georgetown Housing Authority Stonehaven location. 2019: Stonehaven Apartments experiences critical levels of persistent sewage back-up within its dwelling units. Old, corroding and disintegrating sanitary sewer lines are continually failing, creating sewage blockage and subsequent back-ups into the residential units. It has also been discovered through testing by Terracon Consultants, Inc. that asbestos exists within the VCT flooring and adhesive, the undercoating of the kitchen sinks and the drywall. The asbestos materials will be significantly disturbed while remedying the sewage issues, therefore will need to be abated in accordance with the National Emission Standards for Hazardous Air Pollutants, 40 CFR Part 61, Subpart M, Asbestos, Demolitions and Renovations. Project is approximately 89% complete with 98 household returning to renovated units.

FY18 \$282,603

FY19 \$300,000

CDBG Funds Utilized to Date: \$582,603

Housing Authority Rehab 100% low-mod

Lone Star Circle of Care Project Headwaters

Activity 102

Accomplishments: Funds will be utilized to rehab Taylor's West End School to include a kitchen, food pantry, meal packing and serving area, dining area, multipurpose room, offices and restrooms to accommodate Taylor's Melas on Wheels Program and Senior Center activities. Second floor rehab to include waiting room, program registration area, lab, provider and business office space, a nurse station, procedure room, exam rooms, break room, vitals area and storage for Lone Star Circle of Care. The abatement and selective demolition of the West End School site supported by CDBG funding is complete. Project is complete. This is the final time this project will be reported in a CAPER.

FY19 \$300,000

CDBG Funds Utilized to Date: \$300,000

Percent Low-Mod: Limited Clientele

2633 unduplicated income eligible clients served

The Key2Free/Social Service

Activity 95

Accomplishments: Provide clinical, medical and dental services to victims of human trafficking. Program assisted seven new clients and had 160 encounters in FY19. Program assisted 9 new clients and had 197 encounters in FY20. Program assisted 8 new clients and had 99 encounters in FY21.

FY19 \$59,000

CDBG Funds Utilized to Date: \$45,365.19

Percent Low-Mod: Limited Clientele

Habitat Home Repair Program FY19

Activity 98

Accomplishments: Project will assist approximately fifteen eligible homeowners who are in need of home repairs within Georgetown city limits. Homeowners will meet CDBG defined income qualifications. The program will be administered by Habitat for Humanity of Williamson County. Home repairs can include, but are not limited to, roofing, siding, weatherization (windows), energy efficiency/conservation (plumbing, electrical), accessibility and/or safety. This is the final time this project will be reported in a CAPER.

FY19 \$175,000

CDBG Funds Utilized to Date: \$175,000

Twenty-nine income qualified households

FY21 CV Projects

Williamson County CDBG-CV CARES funding

\$939,026 and \$1,343,984

Taylor Water Project/Repair Water lines: \$800,000

Activity 129

Tieback: Acquisition, construction, reconstruction or installation of public works, facilities and site or other improvements. Construct a public improvement, such as extending broadband infrastructure in an underserved area or reconstructing degraded water lines, to support tele-school and telemedicine and to ensure potable water to homes, schools, and health providers. Engineering and planning are nearing completion. Construction to follow, estimated to take approximately 6 months.

CDBG Funds Utilized to Date: \$0

Census Tract 212.03 BG 3

Percent Low-Mod: 78.63%

Granger Housing Authority/Install Central Air: \$157,000

Activity 130

Tieback: Rehabilitation of buildings and improvements (including interim assistance). Rehabilitate a commercial building or public facility such as a school building to improve indoor air quality and ventilation to improve public health and prevent spread of coronavirus by replacing the HVAC and other building systems or to add operable windows and other improvements that could ensure the building's continued usefulness during an outbreak.

Project is underway. Estimated completion two months.

CDBG Funds Utilized to Date: \$0

Estimated 26 Units

Percent Low-Mod: 100%

Habitat for Humanity/Land Acquisition to build affordable housing: \$636,000

Activity 126

Tieback: Acquisition of property for housing. Respond to residential over-crowding associated with coronavirus spread and with more severe coronavirus disease and poorer post-COVID health outcomes by acquiring property for new construction of affordable housing funded from another source. One property has been purchased for affordable housing. Additional properties are being identified.

CDBG Funds Utilized to Date: \$200,483.20

Sacred Heart/Medical care for low income: \$640,000

Activity 125

Tieback: Provide testing, diagnosis, vaccination, or other health services to low/mod person at a mobile location. The clinic has provided 1,011 appointments for low-income individuals throughout the County.

CDBG Funds Utilized to Date: \$81,188.75

Assisted 130 unduplicated patients.


Percent Low-Mod: 100%

Program Administration: \$50,010

Activity 128

CDBG Funds Utilized to Date: \$12,368.41

FY21 CAPER Reports

		Office of Community Planning and Development U.S. Department of Housing and Urban Development Integrated Disbursement and Information System PRIS - COTE Financial Summary Report Program Year 2021 WY - 000-000-0000-0000	DATE: 12/14/22 TIME: 15:11 PAGE: 1
PART II: SUMMARY OF CDBG RESOURCES			
01 UNIFORMED SERVICES UNIVERSITY OF THE HEALTH SCIENCES (PROGRAM YEAR)			1,091,907.29
02 SURPLUS GRANT			1,091,907.29
03 SURPLUS GRANT RENEWAL			0.00
04 SECTION 100 PLAN RENEWAL (CAMPUS)			0.00
05 CURRENT YEAR PROGRAM INCOME			0.00
06 CURRENT YEAR SECTION 100 PROGRAM INCOME (PROGRAM YEAR)			0.00
07 FUNDING RETURNED TO THE FUND OF ORIGIN			0.00
08 FUNDS RETURNED TO THE LOCAL CDBG ACCOUNT			0.00
09 ADJUSTMENT TO COMPLETE TOTAL AVAILABLE			0.00
10 TOTAL AVAILABLE (LINES 01-09)			1,091,907.29
PART III: SUMMARY OF CDBG EXPENDITURES			
11 EXPENDITURES OTHER THAN SECTION 100 REPAIRS AND PLANNING/ADMINISTRATION			1,091,907.29
12 ADJUSTMENT TO COMPLETE TOTAL AVAILABLE (LINES 11-10)			0.00
13 ADJUSTMENT TO COMPLETE TOTAL AVAILABLE (LINES 11-10)			1,091,907.29
14 DISBURSED IN IDS FOR PLANNING/ADMINISTRATION			111,134.76
15 DISBURSED IN IDS FOR SECTION 100 REPAIRS			0.00
16 ADJUSTMENT TO COMPLETE TOTAL EXPENDITURES			0.00
17 TOTAL EXPENDITURES (SUM LINES 11-16)			1,091,907.29
18 UNEXPENDED BALANCE (LINE 10 - LINE 17)			0.00
PART IV: LOW/MOD BENEFIT THIS REPORTING PERIOD			
19 EXPENDED FOR LOW/MOD HOUSING IN SPECIAL AREAS			0.00
20 EXPENDED FOR LOW/MOD MULTI-FAMILY HOUSING			0.00
21 EXPENDED FOR OTHER LOW/MOD HOUSING			0.00
22 ADJUSTMENT TO COMPLETE TOTAL LOW/MOD CREDIT			0.00
23 TOTAL LOW/MOD CREDIT (SUM LINES 19-22)			0.00
24 PERCENT LOW/MOD CREDIT (LINE 23 / LINE 10)			0.00%
LOW/MOD BENEFIT FOR MULTI-YEAR CERTIFICATIONS			
25 PROGRAM YEAR(S) COVERED BY CERTIFICATION			01/01/21 - 12/31/21
26 CUMULATIVE NET EXPENDITURES SUBJECT TO LOW/MOD BENEFIT CALCULATION			0.00
27 CUMULATIVE EXPENDITURES BENEFITING LOW/MOD PERSONS			0.00
28 PERCENT BENEFIT TO LOW/MOD PERSONS (LINE 27 / LINE 26)			0.00%
PART V: PUBLIC SERVICE (PS) CAP CALCULATIONS			
29 DISBURSED IN IDS FOR PUBLIC SERVICES			10,000.00
30 PS UNLIQUIDATED OBLIGATIONS AT END OF CURRENT PROGRAM YEAR			10,000.00
31 PS UNLIQUIDATED OBLIGATIONS AT END OF PREVIOUS PROGRAM YEAR			70,175.20
32 ADJUSTMENT TO COMPLETE TOTAL PS OBLIGATIONS			0.00
33 TOTAL PS OBLIGATIONS (LINE 29 + LINE 30 + LINE 31 + LINE 32)			80,175.20
34 DEDUCTION GRANT			1,091,907.29
35 PRIOR YEAR PROGRAM INCOME			0.00
36 ADJUSTMENT TO COMPLETE TOTAL SUBJECT TO PS CAP			0.00
37 TOTAL SUBJECT TO PS CAP (SUM LINES 33-36)			1,091,907.29
38 PERCENT SUBJECT TO PS CAP (LINE 37 / LINE 33)			1.36%
PART VI: PLANNING AND ADMINISTRATION (PA) CAP			
39 DISBURSED IN IDS FOR PLANNING/ADMINISTRATION			111,134.76
40 UNLIQUIDATED OBLIGATIONS AT END OF CURRENT PROGRAM YEAR			0.00
41 UNLIQUIDATED OBLIGATIONS AT END OF PREVIOUS PROGRAM YEAR			70,175.20
42 ADJUSTMENT TO COMPLETE TOTAL PA OBLIGATIONS			0.00
43 TOTAL PA OBLIGATIONS (LINE 39 + LINE 40 + LINE 41 + LINE 42)			181,310.00
44 PRIOR YEAR PROGRAM INCOME			0.00
45 ADJUSTMENT TO COMPLETE TOTAL SUBJECT TO PA CAP			0.00
46 TOTAL SUBJECT TO PA CAP (SUM LINES 43-45)			1,091,907.29
47 PERCENT FUNDS OBLIGATED FOR PA ACTIVITIES (LINE 46 / LINE 37)			1.36%

PRISM - 2016 Annual Summary Report

Program Year 2007

ALL INFORMATION CONTAINED HEREIN IS UNCLASSIFIED

LINE 17 DETAIL: ACTIVITIES TO CONSIDER IN DETERMINING THE AMOUNT TO ENTER ON LINE 17

Report returned no data

LINE 18 DETAIL: ACTIVITIES TO CONSIDER IN DETERMINING THE AMOUNT TO ENTER ON LINE 18

Plan Year	IDIS Project	IDIS Activity	Activity Name	Matrix Code	National Objective	Drawn Amount
2019	1	110	Strengthening Authority Search FY20	140	180	\$10,104.15
2021	1	122	Enhance Border Authority Search FY21	140	180	\$1,446,000
				140	Matrix Code	\$56,849.47
Total						\$56,849.47

LINE 19 DETAIL: ACTIVITIES INCLUDED IN THE COMPUTATION OF LINE 19

Plan Year	DOIS Project	DOIS Activity	Voucher Number	Activity Name	Matrix Code	National Objective	Drawn Amount
2020	4	114	5891900	Jemel Water System Improvements	032	LPA	\$10,350.00
2020	4	114	5995094	Jemel Water System Improvements	032	LPA	\$5,975.00
2020	4	114	5995097	Jemel Water System Improvements	032	LPA	\$3,017.00
2020	4	114	5995098	Jemel Water System Improvements	032	LPA	\$6,104.00
2020	10	100	5994500	Granger Water System Improvements 2020	032	LPA	\$9,932.00
2020	14	104	6170194	Lawrence Green System Improvements 2020	034	LPA	\$1,717.00
2020	14	104	6062557	Granger Water System Improvements 2020	032	LPA	\$16,681.00
2022	10	100	6105222	Granger Water System Improvements 2020	032	LPA	\$68,715.72
2021	4	127	6259712	Jemel Water System Improvements 2021	034	LPA	\$9,971.00
2021	5	80	6210691	Liberty Hill Sidewalk Project FY20	031	Matrix Code	\$321,765.32
2021	4	14	6010004	Georgetown Hill Sidewalk Project	031	LPA	\$12,805.00
					031	LPA	\$15,000.00
					031	Matrix Code	\$133,207.65
2025	14	91	5949901	KeyStone	032	LHC	\$10,001.00
2025	14	91	5615105	KeyStone	032	LHC	\$1,181.80
2025	14	91	5632162	KeyStone	032	LHC	\$550.12
2025	14	91	5635010	KeyStone	032	LHC	\$1,276.39
2025	14	91	5682257	KeyStone	032	LHC	\$2,119.80
2025	14	91	5705232	KeyStone	032	LHC	\$2,210.82
2020	5	115	5900151	Upper Albemarle Sewer Line 2020	032	LHC	\$14,051.00
2025	10	120	6094500	Interagency Support Council FY21	032	Matrix Code	\$46,873.02
2025	10	120	6170004	Interagency Support Council FY21	032	LHC	\$1,872.54
2025	10	120	6099600	Interagency Support Council FY21	032	LHC	\$1,211.87
2025	10	120	6125105	Interagency Support Council FY21	032	LHC	\$6,821.66
2025	10	120	6115005	Interagency Support Council FY21	032	LHC	\$3,901.95
2025	10	120	6115006	Interagency Support Council FY21	032	LHC	\$4,515.29
2025	10	120	6050604	Interagency Support Council FY21	032	LHC	\$9,617.87
2025	10	120	6050902	Interagency Support Council FY21	032	LHC	\$665.77
2025	1	108	5682061	Buschert Trail Soda Service FY20	030	Matrix Code	\$35,000.00
2025	1	108	5995094	Buschert Trail Soda Service FY20	030	LHC	\$9,770.29
2025	1	110	5615105	Buschert Trail Soda Service FY20	030	LHC	\$1,060.39
2025	1	108	5682257	Buschert Trail Soda Service FY20	030	LHC	\$10,044.14
					030	LHC	\$1,520.16
					030	Matrix Code	\$35,980.48
2025	3	115	5915501	Future Reservoir Development of Service Food Facility	030	LHC	\$5,599.00
2020	3	115	5925105	Future Reservoir Development of Service Food Facility	030	LHC	\$1,115.00
2020	5	112	5980154	Future Reservoir Development of Service Food Facility	030	LHC	\$2,250.67
					030	Matrix Code	\$27,783.60
Total							\$600,598.00

LINE 27 DETAIL: ACTIVITIES INCLUDED IN THE COMPUTATION OF LINE 12

[illegible]

Plan Year	FY05 Project	FY05 Activity	Voucher Number	Activity to prevent, prepare for, and respond to Coronavirus	Activity Name	Grant Number	Fund Type	Matrix Code	National Objective	Draw Amount
2019	10	120	6594300	No	Interagency Support Grant FY21	021UG437902	FN	052	LHC	\$1,575.24
2019	10	120	6595016	No	Interagency Support Grant FY21	021UG438260	FN	052	LHC	\$7,577.07
2019	10	120	6599350	No	Interagency Support Grant FY21	021UG437902	FN	051	LHC	\$8,824.48
2019	10	120	6599375	No	Interagency Support Grant FY21	021UG437902	FN	052	LHC	\$8,824.48
2019	10	120	6599452	No	Interagency Support Grant FY21	021UG438260	FN	050	LHC	\$7,577.07
2019	10	120	6599621	No	Interagency Support Grant FY21	021UG438260	FN	050	LHC	\$7,577.07
2019	10	120	6599692	No	Interagency Support Grant FY21	021UG437902	FN	051	LHC	\$8,824.48
2019	10	120	6599692	No	Interagency Support Grant FY21	021UG437902	FN	051	LHC	\$8,824.48
2019	1	105	6595003	No	Bluebonnet Trails State Service Fund	E00JC460102	EN	144	Matrix Code	\$35,000.00
2019	1	105	6595044	No	Bluebonnet Trails State Service Fund	E00JC460102	EN	150	LHC	\$7,263.95
2019	1	105	6595050	No	Bluebonnet Trails State Service Fund	E00JC460102	EN	150	LHC	\$7,263.95
2019	1	105	6595057	No	Bluebonnet Trails State Service Fund	E00JC460102	EN	144	Matrix Code	\$35,000.00
2019	3	115	5895024	No	El Paso Resource Center State Service Fund	E20UC460102	EN	144	Matrix Code	\$35,000.00
2019	3	115	5895030	No	El Paso Resource Center State Service Fund	E20UC460102	FN	150	LHC	\$7,263.95
2019	3	115	5895036	No	El Paso Resource Center State Service Fund	E20UC460102	FN	150	LHC	\$7,263.95
2019	3	115	5895042	No	El Paso Resource Center State Service Fund	E20UC460102	FN	144	Matrix Code	\$35,000.00
2019	3	115	5895048	No	El Paso Resource Center State Service Fund	E20UC460102	FN	150	LHC	\$7,263.95
2019	3	115	5895054	No	El Paso Resource Center State Service Fund	E20UC460102	FN	150	LHC	\$7,263.95
2019	3	115	5895060	No	El Paso Resource Center State Service Fund	E20UC460102	FN	144	Matrix Code	\$35,000.00
2019	3	115	5895066	No	El Paso Resource Center State Service Fund	E20UC460102	FN	150	LHC	\$7,263.95
2019	3	115	5895072	No	El Paso Resource Center State Service Fund	E20UC460102	FN	150	LHC	\$7,263.95
2019	3	115	5895078	No	El Paso Resource Center State Service Fund	E20UC460102	FN	144	Matrix Code	\$35,000.00
2019	3	115	5895084	No	El Paso Resource Center State Service Fund	E20UC460102	FN	150	LHC	\$7,263.95
2019	3	115	5895090	No	El Paso Resource Center State Service Fund	E20UC460102	FN	150	LHC	\$7,263.95
2019	3	115	5895096	No	El Paso Resource Center State Service Fund	E20UC460102	FN	144	Matrix Code	\$35,000.00
2019	3	115	5895102	No	El Paso Resource Center State Service Fund	E20UC460102	FN	150	LHC	\$7,263.95
2019	3	115	5895108	No	El Paso Resource Center State Service Fund	E20UC460102	FN	150	LHC	\$7,263.95
2019	3	115	5895114	No	El Paso Resource Center State Service Fund	E20UC460102	FN	144	Matrix Code	\$35,000.00
2019	3	115	5895120	No	El Paso Resource Center State Service Fund	E20UC460102	FN	150	LHC	\$7,263.95
2019	3	115	5895126	No	El Paso Resource Center State Service Fund	E20UC460102	FN	150	LHC	\$7,263.95
2019	3	115	5895132	No	El Paso Resource Center State Service Fund	E20UC460102	FN	144	Matrix Code	\$35,000.00
2019	3	115	5895138	No	El Paso Resource Center State Service Fund	E20UC460102	FN	150	LHC	\$7,263.95
2019	3	115	5895144	No	El Paso Resource Center State Service Fund	E20UC460102	FN	150	LHC	\$7,263.95
2019	3	115	5895150	No	El Paso Resource Center State Service Fund	E20UC460102	FN	144	Matrix Code	\$35,000.00
2019	3	115	5895156	No	El Paso Resource Center State Service Fund	E20UC460102	FN	150	LHC	\$7,263.95
2019	3	115	5895162	No	El Paso Resource Center State Service Fund	E20UC460102	FN	150	LHC	\$7,263.95
2019	3	115	5895168	No	El Paso Resource Center State Service Fund	E20UC460102	FN	144	Matrix Code	\$35,000.00
2019	3	115	5895174	No	El Paso Resource Center State Service Fund	E20UC460102	FN	150	LHC	\$7,263.95
2019	3	115	5895180	No	El Paso Resource Center State Service Fund	E20UC460102	FN	150	LHC	\$7,263.95
2019	3	115	5895186	No	El Paso Resource Center State Service Fund	E20UC460102	FN	144	Matrix Code	\$35,000.00
2019	3	115	5895192	No	El Paso Resource Center State Service Fund	E20UC460102	FN	150	LHC	\$7,263.95
2019	3	115	5895198	No	El Paso Resource Center State Service Fund	E20UC460102	FN	150	LHC	\$7,263.95
2019	3	115	5895204	No	El Paso Resource Center State Service Fund	E20UC460102	FN	144	Matrix Code	\$35,000.00
2019	3	115	5895210	No	El Paso Resource Center State Service Fund	E20UC460102	FN	150	LHC	\$7,263.95
2019	3	115	5895216	No	El Paso Resource Center State Service Fund	E20UC460102	FN	150	LHC	\$7,263.95
2019	3	115	5895222	No	El Paso Resource Center State Service Fund	E20UC460102	FN	144	Matrix Code	\$35,000.00
2019	3	115	5895228	No	El Paso Resource Center State Service Fund	E20UC460102	FN	150	LHC	\$7,263.95
2019	3	115	5895234	No	El Paso Resource Center State Service Fund	E20UC460102	FN	150	LHC	\$7,263.95
2019	3	115	5895240	No	El Paso Resource Center State Service Fund	E20UC460102	FN	144	Matrix Code	\$35,000.00
2019	3	115	5895246	No	El Paso Resource Center State Service Fund	E20UC460102	FN	150	LHC	\$7,263.95
2019	3	115	5895252	No	El Paso Resource Center State Service Fund	E20UC460102	FN	150	LHC	\$7,263.95
2019	3	115	5895258	No	El Paso Resource Center State Service Fund	E20UC460102	FN	144	Matrix Code	\$35,000.00
2019	3	115	5895264	No	El Paso Resource Center State Service Fund	E20UC460102	FN	150	LHC	\$7,263.95
2019	3	115	5895270	No	El Paso Resource Center State Service Fund	E20UC460102	FN	150	LHC	\$7,263.95
2019	3	115	5895276	No	El Paso Resource Center State Service Fund	E20UC460102	FN	144	Matrix Code	\$35,000.00
2019	3	115	5895282	No	El Paso Resource Center State Service Fund	E20UC460102	FN	150	LHC	\$7,263.95
2019	3	115	5895288	No	El Paso Resource Center State Service Fund	E20UC460102	FN	150	LHC	\$7,263.95
2019	3	115	5895294	No	El Paso Resource Center State Service Fund	E20UC460102	FN	144	Matrix Code	\$35,000.00
2019	3	115	5895300	No	El Paso Resource Center State Service Fund	E20UC460102	FN	150	LHC	\$7,263.95
2019	3	115	5895306	No	El Paso Resource Center State Service Fund	E20UC460102	FN	150	LHC	\$7,263.95
2019	3	115	5895312	No	El Paso Resource Center State Service Fund	E20UC460102	FN	144	Matrix Code	\$35,000.00
2019	3	115	5895318	No	El Paso Resource Center State Service Fund	E20UC460102	FN	150	LHC	\$7,263.95
2019	3	115	5895324	No	El Paso Resource Center State Service Fund	E20UC460102	FN	150	LHC	\$7,263.95
2019	3	115	5895330	No	El Paso Resource Center State Service Fund	E20UC460102	FN	144	Matrix Code	\$35,000.00
2019	3	115	5895336	No	El Paso Resource Center State Service Fund	E20UC460102	FN	150	LHC	\$7,263.95
2019	3	115	5895342	No	El Paso Resource Center State Service Fund	E20UC460102	FN	150	LHC	\$7,263.95
2019	3	115	5895348	No	El Paso Resource Center State Service Fund	E20UC460102	FN	144	Matrix Code	\$35,000.00
2019	3	115	5895354	No	El Paso Resource Center State Service Fund	E20UC460102	FN	150	LHC	\$7,263.95
2019	3	115	5895360	No	El Paso Resource Center State Service Fund	E20UC460102	FN	150	LHC	\$7,263.95
2019	3	115	5895366	No	El Paso Resource Center State Service Fund	E20UC460102	FN	144	Matrix Code	\$35,000.00
2019	3	115	5895372	No	El Paso Resource Center State Service Fund	E20UC460102	FN	150	LHC	\$7,263.95
2019	3	115	5895378	No	El Paso Resource Center State Service Fund	E20UC460102	FN	150	LHC	\$7,263.95
2019	3	115	5895384	No	El Paso Resource Center State Service Fund	E20UC460102	FN	144	Matrix Code	\$35,000.00
2019	3	115	5895390	No	El Paso Resource Center State Service Fund	E20UC460102	FN	150	LHC	\$7,263.95
2019	3	115	5895396	No	El Paso Resource Center State Service Fund	E20UC460102	FN	150	LHC	\$7,263.95
2019	3	115	5895402	No	El Paso Resource Center State Service Fund	E20UC460102	FN	144	Matrix Code	\$35,000.00
2019	3	115	5895408	No	El Paso Resource Center State Service Fund	E20UC460102	FN	150	LHC	\$7,263.95
2019	3	115	5895414	No	El Paso Resource Center State Service Fund	E20UC460102	FN	150	LHC	\$7,263.95
2019	3	115	5895420	No	El Paso Resource Center State Service Fund	E20UC460102	FN	144	Matrix Code	\$35,000.00
2019	3	115	5895426	No	El Paso Resource Center State Service Fund	E20UC460102	FN	150	LHC	\$7,263.95
2019	3	115	5895432	No	El Paso Resource Center State Service Fund	E20UC460102	FN	150	LHC	\$7,263.95
2019	3	115	5895438	No	El Paso Resource Center State Service Fund	E20UC460102	FN	144	Matrix Code	\$35,000.00
2019	3	115	5895444	No	El Paso Resource Center State Service Fund	E20UC460102	FN	150	LHC	\$7,263.95
2019	3	115	5895450	No	El Paso Resource Center State Service Fund	E20UC460102	FN	150	LHC	\$7,263.95
2019	3	115	5895456	No	El Paso Resource Center State Service Fund	E20UC460102	FN	144	Matrix Code	\$35,000.00
2019	3	115	5895462	No	El Paso Resource Center State Service Fund	E20UC460102	FN	150	LHC	\$7,263.95
2019	3	115	5895468	No	El Paso Resource Center State Service Fund	E20UC460102	FN	150	LHC	\$7,263.95
2019	3	115	5895474	No	El Paso Resource Center State Service Fund	E20UC460102	FN	144	Matrix Code	\$35,000.00
2019	3	115	5895480	No	El Paso Resource Center State Service Fund	E20UC460102	FN	150	LHC	\$7,263.95
2019	3	115	5895486	No	El Paso Resource Center State Service Fund	E20UC460102	FN	150	LHC	\$7,263.95
2019	3	115	5895492	No	El Paso Resource Center State Service Fund	E20UC460102	FN	144	Matrix Code	\$35,000.00
2019	3	115	5895498	No	El Paso Resource Center State Service Fund	E20UC460102	FN	150	LHC	\$7,263.95
2019	3	115	5895504	No	El Paso Resource Center State Service Fund	E20UC460102	FN	150	LHC	\$7,263.95
2019	3	115	5895510	No	El Paso Resource Center State Service Fund	E20UC460102	FN	144	Matrix Code	\$35,000.00
2019	3	115	5895516	No	El Paso Resource Center State Service Fund	E20UC460102	FN	150	LHC	\$7,263.95
2019	3	115	5895522	No	El Paso Resource Center State Service Fund	E20UC460102	FN	150	LHC	\$7,263.95
2019	3	115	5895528	No	El Paso Resource Center State Service Fund	E20UC460102	FN	144	Matrix Code	\$35,000.00
2019	3	115	5895534	No	El Paso Resource Center State Service Fund	E20UC460102	FN	150	LHC	\$7,263.95
2019	3	115	5895540	No	El Paso Resource Center State Service Fund	E20UC460102	FN	150	LHC	\$7,263.95
2019	3	115	5895546	No	El Paso Resource Center State Service Fund	E20UC460102	FN	144	Matrix Code	\$35,000.00
2019	3	115	5895552	No	El Paso Resource Center State Service Fund	E20UC460102	FN	150	LHC	\$7,263.95
2019	3	115	5895558	No	El Paso Resource Center State Service Fund	E20UC460102	FN	150	LHC	\$7,263.95
2019	3	115	5895564	No	El Paso Resource Center State Service Fund	E20UC460102	FN	144	Matrix Code	\$35,000.00
2019	3	115	5895570	No	El Paso Resource Center State Service Fund	E20UC460102	FN	150	LHC	\$7,263.95
2019	3	115	5895576	No	El Paso Resource Center State Service Fund	E20UC460102	FN	150	LHC	\$7,263.95
2019	3	115	5895582	No	El Paso Resource Center State Service Fund	E20UC460102	FN	144	Matrix Code	\$35,000.00
2019	3	115	5895588	No	El Paso Resource Center State Service Fund	E20UC460102	FN	150	LHC	\$7,263.95
2019	3	115	5895594	No	El Paso Resource Center State Service Fund	E20UC460102	FN	150	LHC	\$7,263.95
2019	3	115	5895600	No	El Paso Resource Center State Service Fund	E20UC460102	FN	144	Matrix Code	\$35,000.00
2019	3	115	5895606	No	El Paso Resource Center State Service Fund	E20UC460102	FN	150	LHC	\$7,263.95
2019	3	115	5895612	No	El Paso Resource Center State Service Fund	E20UC460102	FN	150	LHC	\$7,263.95
2019	3	115	5895618	No	El Paso Resource Center State Service Fund	E20UC460102	FN	144	Matrix Code	\$35,000.00
2019	3	115	5895624	No	El Paso Resource Center State Service Fund	E20UC460102	FN	150	LHC	\$7,263.95
2019	3	115	5895630	No	El Paso Resource Center State Service Fund	E20UC460102	FN	150	LHC	\$7,263.95
2019	3	115	5895636	No	El Paso Resource Center State Service Fund	E20UC460102	FN	144	Matrix Code	\$35,000.00
2019	3	115	5895642	No	El Paso Resource Center State Service Fund	E20UC460102	FN	150	LHC	\$7,263.95
2019	3	115	5895648	No	El Paso Resource Center State Service Fund	E20UC460102	FN	150	LHC	\$7,263.95
2019	3	115	5895654	No	El Paso Resource Center State Service Fund	E20UC460102	FN	144	Matrix Code	\$35,000.00
2019	3	115	5895660	No						

LINE 37 DETAIL: ACTIVITIES INCLUDED IN THE COMPUTATION OF LINE 37

Plan Year	2015 Project	2015 Activity	Voucher Number	Activity Name	Matrix Code	National Objective	Drawn Amount
2020	B	101	6351061	Program Administration 2020	21A		\$1,861.78
2021	B	101	6351061	Program Administration 2021	21A		\$9,145.16
2020	B	102	6351901	Program Administration 2020	21A		\$8,012.09
2020	B	103	6354940	Program Administration 2020	21A		\$7,507.59
2021	B	103	6355521	Program Administration 2021	21A		\$2,961.77
2020	B	121	6601085	Program Administration 2020	21A		\$10,076.54
2020	B	122	6601086	Program Administration 2020	21A		\$10,076.54
2020	B	141	6833452	Program Administration 2020	21A		\$9,067.81
2020	B	121	6601091	Program Administration 2020	21A		\$2,888.94
2020	B	121	6564759	Program Administration 2020	21A		\$5,150.61
2020	B	141	6869125	Program Administration 2020	21A		\$1,770.07
2020	B	121	6682157	Program Administration 2020	21A		\$1,438.13
2021	B	121	6705712	Program Administration 2021	21A		\$2,450.67
Total					21A	Matrix Code	\$119,334.76
							\$119,334.76



U.S. Department of Housing and Urban Development
Office of Community Planning and Development
Integrated Disbursement and Information System
CDIS Summary of Accomplishments
Program Year: 2021

DATE: 12/15/22
TIME: 11:06
PAGE: 1

WILLIAMSON COUNTY

Count of CDBG Activities with Disbursements by Activity Group & Matrix Code

Activity Group	Activity Category	Open Count	Open Activities Disbursed	Completed Count	Completed Activities Disbursed	Program Year Count	Total Activities Disbursed
Acquisition	Acquisition of Real Property (01)	1	\$200,483.20	0	\$0.00	1	\$200,483.20
	Total Acquisition	1	\$200,483.20	0	\$0.00	1	\$200,483.20
Housing	Construction of Housing (14)	2	\$153,027.00	0	\$0.00	2	\$153,027.00
	Homeownership Assistance including Housing Counseling under 24 CFR 5.100 (13B)	1	\$25,000.00	0	\$0.00	1	\$25,000.00
	Rehab; Single-Unit Residential (14A)	2	\$127,927.00	0	\$120,600.00	5	\$246,100.00
	Rehab; Multi-Unit Residential (14U)	0	\$0.00	2	\$00,000.00	2	\$00,000.00
	Public Building Modernization (14C)	1	\$0.00	0	\$0.00	1	\$0.00
	Total Housing	6	\$306,420.42	6	\$120,600.00	12	\$483,877.89
Public Facilities and Improvements	Neighborhood Facilities (03)	0	\$0.00	1	\$0.00	1	\$0.00
	Water/Sewer Improvements (03U)	5	\$12,068.80	1	\$275,966.91	6	\$291,765.70
	Sidewalks (03L)	1	\$25,196.25	1	\$176,705.40	2	\$199,207.65
	Total Public Facilities and Improvements	6	\$38,265.05	3	\$386,602.22	9	\$454,972.97
Public Services	Services for victims of domestic violence, dating violence, sexual assault or stalking (05C)	2	\$16,803.00	0	\$0.00	2	\$16,803.00
	Health Services (05F)	1	\$81,168.75	0	\$0.00	1	\$81,168.75
	Mental Health Services (05G)	0	\$0.00	1	\$35,000.00	1	\$35,000.00
	Substance Payment (05C)	0	\$0.00	1	\$35,968.48	1	\$35,968.48
	Recreation (05A)	0	\$0.00	2	\$27,783.60	2	\$27,783.60
	Total Public Services	3	\$128,081.77	4	\$98,752.08	7	\$226,813.85
General Administration and Planning	General Program Administration (21A)	1	\$17,358.41	2	\$119,124.76	3	\$131,703.17
	Total General Administration and Planning	1	\$17,358.41	2	\$119,124.76	3	\$131,703.17
Grand Total		17	\$715,704.55	19	\$782,146.53	32	\$1,497,851.08



U.S. Department of Housing and Urban Development
Office of Community Planning and Development
Integrated Disbursement and Information System
CDRC Summary of Accomplishments
Program Year: 2021

DATE: 12-15-22
TIME: 11:05
PAGE: 2

WILLIAMSON COUNTY

CDRC Sum of Actual Accomplishments by Activity Group and Accomplishment Type

Activity Group	Matrix Code	Accomplishment Type	Open Count	Completed Count	Program Year Totals
Acquisition	Acquisition of Real Property (01)	Housing Units	0	0	0
	Total Acquisition		0	0	0
Housing	Construction of Housing (12)	Housing Units	0	0	0
	Homelessness Assistance including Housing Counseling under 24 CFR 5.106 (13B)	Households	2	0	2
	Rapid Re-House Unit Residential (14A)	Housing Units	10	52	77
	Relief Multi-Unit Residential (14B)	Housing Units	0	36	36
	Public Housing Modernization (14C)	Housing Units	26	0	26
	Total Housing		116	98	214
Public Facilities and Improvements	Neighborhood Facilities (02L)	Public Facilities	0	2,633	2,633
	Water Sewer Improvements (03)	Persons	17,725	4,410	19,145
	Sidewalks (03L)	Persons	3,560	236	3,758
	Total Public Facilities and Improvements		21,365	4,251	25,616
Public Services	Services for victims of domestic violence, dating violence, sexual assault or stalking (05A)	Persons	59	0	59
	Health Services (05B)	Persons	130	0	130
	Mental Health Services (05C)	Persons	0	41	41
	Substance Abuse (05D)	Persons	0	35	35
	Food Bank (05E)	Persons	0	1,255	1,255
	Total Public Services		169	1,373	1,542
Grand Total			21,650	5,722	27,372



U.S. Department of Housing and Urban Development
Office of Community Planning and Development
Integrated Disbursement and Information System
CDRG Summary of Accomplishments
Program Year: 2021

DATE: 12-15-22
TIME: 11:06
PAGE: 2

INTLAWSON COUNTY

CDRG Beneficiaries by Racial / Ethnic Category

Housing-Non Housing	Race	Total Persons	Total Hispanic Persons	Total Households	Total Hispanic Households
Housing	White	0	0	158	62
	Black/African American	0	0	40	0
	Asian	0	0	2	0
	American Indian/Alaskan Native	0	0	1	0
	Black/African American & White	0	0	0	0
	Other multi-racial	0	0	11	4
	Total Housing	0	0	214	66
Non Housing	White	3,040	1,611	0	0
	Black/African American	110	87	0	0
	Asian	597	2	0	0
	Asian	5	0	0	0
	Native Hawaiian/Other Pacific Islander	45	0	0	0
	American Indian/Alaskan Native & White	5	0	0	0
	American Indian/Alaskan Native & Black/African	29	0	0	0
	Amer. Indian/Alaskan Native & Black/African	15	0	0	0
	Other multi-racial	367	3	0	0
		2	0	0	0
	Total Non Housing	4,175	1,703	0	0
Grand Total	White	3,040	1,611	158	62
	Black/African American	116	87	0	0
	Black/African American	597	2	0	0
	Asian	5	0	0	0
	Asian	45	0	0	0
	American Indian/Alaskan Native	5	0	0	0
	Native Hawaiian/Other Pacific Islander	0	0	1	0
	American Indian/Alaskan Native & White	5	0	0	0
	American Indian/Alaskan Native & Black/African	29	0	0	0
	Black/African American & White	0	0	0	0
	Amer. Indian/Alaskan Native & Black/African	15	0	0	0



U.S. Department of Housing and Urban Development
Office of Community Planning and Development
Integrated Disbursement and Information System
CDIS Summary of Accomplishments
Program Year: 2021

DATE: 12-15-22
TIME: 11:06
PAGE: 4

WILLIAMSON COUNTY

Housing-Non Housing	Race	Total Persons	Total Hispanic Persons	Total Households	Total Hispanic Households
Grand Total	Other multi race	352	0	11	4
		5	0	6	0
	Total Grand Total	4,175	1,703	234	66



U.S. Department of Housing and Urban Development
Office of Community Planning and Development
Integrated Disbursement and Information System
CDBG Summary of Accomplishments
Program Year: 2021

DATE: 12/15/21
JML: 11:09
PAGE: 3

WILLIAMSON COUNTY

CDBG Beneficiaries by Income Category

	Income Levels	Owner Occupied	Renter Occupied	Persons
Housing	Extremely Low (<=30%)	21	95	0
	Low (>30% and <=50%)	17	0	0
	Med (>50% and <=80%)	0	0	0
	Total Low-Med	38	95	0
	Non Low-Med (>80%)	0	0	0
	Total Beneficiaries	38	95	0
Non Housing	Extremely Low (<=30%)	0	0	2,057
	Low (>30% and <=50%)	0	0	130
	Med (>50% and <=80%)	0	0	1,670
	Med (>80% and <=90%)	0	0	0
	Total Low-Med	0	0	0
	Non Low-Med (>80%)	0	0	3,758
	Non Low-Med (>80%)	0	0	130
	Non Low-Med (>80%)	0	0	0
	Non Low-Med (>80%)	0	0	0
	Total Beneficiaries	0	0	3,723
		0	0	33



U.S. Department of Housing and Urban Development
Office of Community Planning and Development
Integrated Disbursement and Information System
CDBG Activity Summary Report (CPR) for Program Year 2021
WILLIAMSON COUNTY

Date: 15-Oct-2022
Time: 11:04
Page: 1

PGM Year: 2016
Project: 0000 - Taylor Housing Authority Home Ownership Program
IDIS Activity: 70 - Taylor Housing Authority Home Ownership Program
Status: Open
Location: 3111 7th St Apt C Taylor, TX 76574-3222
Objective: Provide decent affordable housing
Outcome: Affordability
Monic Code: Homeownership Assistance Fund Housing Counseling under 24 CFR 5.102 (138)
National Objective: LMI

Activity to prevent, prepare for, and respond to Coronavirus (COVID-19)

Initial Funding Date: 02-07-2018

Description:

Program will provide pre and post purchase counseling and homebuyer assistance to income qualified individual and families

Financing

	Fund Type	Fiscal Year	Grant	Funded Amount	Obligated Program Year	Obligated Program Year
CDBG	FN	2018	118,000,000	\$100,000.00	\$25,000.00	\$75,000.00
Total	Total			\$100,000.00	\$25,000.00	\$75,000.00

Proposed Accomplishments

Households (Generally) 10

Actual Accomplishments

Number served:

	Owner		Renter		Total		Person	
	Total	Hispanic	Total	Hispanic	Total	Hispanic	Total	Hispanic
White:	1	1	0	0	1	1	0	0
Black/African American:	0	0	0	0	0	0	0	0
Asian:	0	0	0	0	0	0	0	0
American Indian/Alaskan Native:	0	0	0	0	0	0	0	0
Native Hawaiian/Other Pacific Islander:	0	0	0	0	0	0	0	0
American Indian/Alaskan Native & White:	0	0	0	0	0	0	0	0
Asian White:	0	0	0	0	0	0	0	0
Black/African American & White:	0	0	0	0	0	0	0	0
American Indian/Alaskan Native & Black/African American:	0	0	0	0	0	0	0	0
Other multi-race:	0	0	0	0	0	0	0	0
Asian/Pacific Islander:	0	0	0	0	0	0	0	0
Hispanic:	0	0	0	0	0	0	0	0
Total:	1	1	0	0	1	1	0	0

PROG - WILLIAMSON COUNTY

Page: 1 of 80



U.S. Department of Housing and Urban Development
Office of Community Planning and Development
Integrated Disbursement and Information System
CDRC Activity Summary Report (QPR) for Program Year 2021
WILLIAMSON COUNTY

Date: 15-Dec-2022
Time: 11:04
Page: 2

Family-based Households:					1	0	1
Income Category:	Owner	Renter	Total	Percent			
Extremely Low	0	0	0	0			
Low/Mid	1	0	1	6			
Mid/Moderate	0	0	0	0			
Non Low/Moderate	0	0	0	0			
Total	1	0	1	6			
Percent Low/Mid	100.0%		100.0%				

Annual Accomplishments

Year	Accomplishment Narrative	J Berwick
2017	Down payment assistance was provided to low income family. Home located at 310 Liza Street, Taylor TX.	
2018	Down payment assistance was provided to low income family. Home located at 108 Echelon Lane, Taylor TX.	
2019	\$20,000 has been committed to a family yet who is purchasing a Habitat home. The home is expected to be completed in September-October 2021. The remaining funds have not been committed to date.	
2020	Funding has been awarded to clients are waiting on homes to be built. Two clients are expected to close funding by mid 2022.	
2021	One low income assisted with down payment assistance.	



U.S. Department of Housing and Urban Development
Office of Community Planning and Development
Integrated Disbursement and Information System
CDBG Activity Summary Report (CARR) for Program Year 2021
WILLIAMSON COUNTY

Date: 11-Dec-2022
Time: 11:04
Page: 3

PGM Year: 2017
Project: 3004 - City of Granger Sewer Project
EIS Activity: 50 - FY17 Granger Sewer Project
Status: Done
Location: PO Box 287, Granger, TX 76030-0287

Objective: Create sustainable living environments
Outcome: Accessibility/Accessibility
Metric Code: Water/Sewer Improvements (C3U)

National Objective: LHA

Activity to prevent, prepare for, and respond to Coronavirus: No

Initial Funding Date: 12/14/2018

Description:

Replacement of existing lift station located on Roswell Avenue with a pre-engineered lift station.
Project will include installation of 40 manholes and gravity line relocation, and associated project in-kind costs.
Financing

	Fund Type	Fiscal Year	Grant	Federal Amount	Crown in Program Year	Crown Total Program Year
CDBG	EN	2017	\$17,104,889.92	\$254,360.00	\$0.00	\$44,501.31
Total	Total			\$254,360.00	\$0.00	\$44,501.31

Proposed Accomplishments

People (General): 246
Total Population in Service Area: 1,485
Census Tract Percent Low / Mod: 45.83

Annual Accomplishments

Years	Accomplishment Narrative	# Benefiting
2017	The project will be awarded in December 2019, will be for bid in January 2020 and will take approximately six months to complete.	
2018	Bid will open on December 18, 2019. Design and location decisions delayed the project. Engineering for the project is complete. Construction anticipated to begin in early 2020 and take approximately four months to complete.	
2019	Completion of assessment documentation and engineering is underway. Construction portion of the project is expected to begin in May/June 2021.	
2020	Due to unexpected events caused by the City of Granger caused by a major water leak, the original design of the project had to be redesigned and rebuilt. Bidding process expected early 2022 with 6-9 months for construction.	
2021	Project is delayed due to lack of bid interest. Engineering, working on re-engineering projects for better pricing.	



U.S. Department of Housing and Urban Development
Office of Community Planning and Development
Integrated Disbursement and Information System
CDBG Activity Summary Report (GPR) for Program Year 2021
WILLIAMSON COUNTY

Date: 15-Dec-2022
Time: 11:04
Page: 4

PGM Year: 2018
Project: C004 - Georgetown 17th Street Sidewalk
DBIS Activity: 84 - Georgetown FY18 Sidewalk Project
Status: Open
Location: 400 W 28th St - Georgetown, TX 78626 0035
Objective: Create walkable living environments
Outcome: Availability/Accessibility
Matrix Code: Sidewalks (03.1)
National Objective: NA

Activity to prevent, prepare for, and respond to Coronavirus: No

Initial Funding Date: 07/02/2019

Description:

A, approximately 1100 feet of 5 foot wide sidewalk, approximately 175 square yards of driveway approach, 3 curb ramps, 150 feet of crosswalk and two GoGeo (next route) bus shelters. Project is located on W. 17th Street from Redwood Avenue Road Street in Georgetown, TX.

Financing

	Fund Type	Fiscal Year	Grant	Funded Amount	Obligated Program Year	Obligated Program Year
CCBG	EN	2018	01200000000	\$195,800.00	\$26,372.25	\$195,800.00
Total	Total			\$195,800.00	\$26,372.25	\$195,800.00

Proposed Accomplishments

People (Count): 1,795
Total Population in Service Area: 7,700
Census Tract Poverty Level Mod: 93.69

Annual Accomplishments

Years	Accomplishment Narrative	# Benefiting
2018	Project was located September 10, 2019 and contract awarded on October 22, 2019. Construction expected to begin January 2020.	
2018	Project is complete.	



U.S. Department of Housing and Urban Development
Office of Community Planning and Development
Integrated Disbursement and Information System
CDRI Activity Summary Report (CDRI) for Program Year: 2021
WILLIAMSON COUNTY

Date: 15-Dec-2022
Time: 11:04
Page: 5

PGM Year: 2018
Project: C032 - Granger Wastewater Colorado Street 2018
IDIS Activity: 89 - Granger Wastewater Colorado Street 2018
Status: Open
Location: PO Box 357 - Granger TX 76530-0357

Objective: Create sustainable living environments
Outcome: Accessibility/Accessibility
Main Code: Wastewater Improvements (C03) National Objective: LWA

Activity to prevent, prepare for, and respond to Coronavirus: No

Initial Funding Date: 1/22/2019

Description:

Replacement of existing 8 inch day wastewater line with new 12 inch wastewater line and associated manholes.

Project to include the repair of asphalt streets and concrete sidewalks and will take place on Colorado Street south of FM271 to East Ash, east on East Ash Street to North Allamore Road, and on Mustang Street from East Ash Street to before East Walnut.

Financing

	Fund Type	Fiscal Year	Grant	Funded Amount	Drawn In Program Year	Drawn To Program Year
CDBG	LWA	2018	B18UC480502	\$55,400.00	\$0.00	\$55,400.00
Total	Total			\$55,400.00	\$0.00	\$55,400.00

Proposed Accomplishments

People (General): 1,015

Low Population in Service Area: 1,015

Census Tract Percent Low / Med: 20.50

Annual Accomplishments

Years	Accomplishment Narrative	* Benefiting
2018	Project on funding is complete. Construction funding is requested in 2019 funding cycle.	
2019	Engineering funded in 2018 is complete. Construction portion of the project was funded in FY21 and will begin once funding is available.	
2020	Construction portion of the project was funded in 2021. Construction began in early 2022.	
2021	Project is delayed due to lack of bid interest. Engineering working toward submitting projects to for better pricing.	



U.S. Department of Housing and Urban Development
Office of Community Planning and Development
Integrated Disbursement and Information System
CDBG Activity Summary Report (GAR) for Program Year 2021
WILLIAMSON COUNTY

Date: 15-Dec-2022
Time: 11:04
Page: 5

PGM Year: 2016
Project: 0006 - Liberty Hill Sidewalk Project
IDIS Activity: 60 - Liberty Hill Sidewalk Project FY16
Status: Completed 8/27/2022 12:00:00 AM
Location: 700 Box 1625 Liberty Hill TX 78642-1028

Objective: Create an environment of good and healthy
Outcome: Availability/accessibility
Matrix Code: Sidewalks (33L)

National Objective: LMA

Activity to prevent, prepare for, and respond to Coronavirus: Yes

Initial Funding Date: 11/29/2019

Description:

Construction of 800 linear feet of 4-foot sidewalk, 100 linear feet of 5-foot sidewalk, nine ramps, 10 driveway aprons, and 1,170 linear feet of drainage improvements.
The streets to be addressed include Hickman Street, Church Street, Union Drive, George Street, and Vance Street.

Financing

	Fund Type	Grant Year	Grant	Anticipated Amount	Disbursed in Program Year	Cash on Hand, Program Year
CHRG	FD	2016	618UC4839C2	\$23,485.75	\$0.00	\$23,485.75
		2018	618UC4839C2	\$289,925.00	\$100,905.49	\$2,148,275.00
Total	Total			\$293,411.75	\$100,905.49	\$235,411.75

Proposed Accomplishments

Percent Complete: 104
Total Population in Service Area: 104
Census Tract: Precinct 1 and 2: 59.63

Annual Accomplishments

Year	Accomplishment Narrative	% Remaining
2019	Engineering is complete. Right-of-way acquisition is underway. Project is expected to begin in December 2019, contract awarded in January 2020, construction expected to take approximately four months.	
2020	Project is complete.	



U.S. Department of Housing and Urban Development
Office of Community Planning and Development
Integrated Disbursement and Information System
CDPR Activity Summary Report (CDPR) for Program Year 2021
WILLIAMSON COUNTY

Date: 15-Dec-2022
Time: 11:04
Page: 7

PGM Year: 2018
Project: 0005 - Georgetown Housing Authority FY18
DIS Activity: 02 - Georgetown Housing Authority FY18
Status: Open
Location: 210 W 10th St, Georgetown, TX 78626-7843

Objective: Provide decent affordable housing
Outcome: Sustainability
Main Code: Public Housing Modernization (H-C) National Objective: LMH

Activity to prevent, prepare for, and respond to Coronavirus: No

Initial Funding Date: 1/22/2019

Description:

Modernization of 108 dwelling buildings, office community building, manager's residence buildings, gazebos and fences.
Reduction of lead by removing deteriorated wood on fascia boards, trim, soffits, wood siding, wood flooring and window casings.
Project to take place at the Georgetown Housing Authority Standdown location.
2010 Standdown Avenue is experiencing critical levels of persistent sewage back up within its dwelling units.
Old, corroding and disintegrating sanitary sewer lines are continually failing, causing sewage blockage and subsequent back ups into the residential units.
It was also found that sewer through flowing by Terracon Consultants, Inc.
That asbestos exists within the VOT flooring and subfloors, the unencasing of the kitchen sinks and the drywall.
This asbestos should be safely properly contained while remedying the sewage issues, therefore all should be tested in accordance with the National Emission Standards for Hazardous Air Pollutants, 40 CFR Part 61, Subpart M, Asbestos, Demolition and Renovation.

Financing

	Fund Type	Grant Year	Grant	Funded Amount	Drawn In Program Year		Drawn Thru Program Year	
CDPR	EN	Pre 2015		\$58,668.46		\$0.00		\$0.00
		2014	015UC000002			\$0.00		\$25,823.28
		2015	015UC040002	\$27,029.41		\$0.00		\$27,029.41
		2016	016UC000002	\$995,655.00		\$0.00		\$225,655.00
		2018	018UC000002	\$590,603.00		\$0.00		\$590,603.00
Total	Total			\$682,603.00		\$0.00		\$862,803.00

Proposed Accomplishments

Housing Units: 152

Actual Accomplishments

As of 12/31/2021

	Owner		Renter		Total		Person	
	Total	Hispanic	Total	Hispanic	Total	Hispanic	Total	Hispanic
White:	0	0	0	0	0	0	0	0
Black/African American:	0	0	0	0	0	0	0	0
Asian:	0	0	0	0	0	0	0	0
American Indian/Alaskan Native:	0	0	0	0	0	0	0	0

PROJ - WILLIAMSON COUNTY

Page: 7 of 60



U.S. Department of Housing and Urban Development
Office of Community Planning and Development
Integrated Disbursement and Information System
CDBG Activity Summary Report (ISPR) for Program Year: 2021
WILLIAMSON COUNTY

Date: 15-Dec-2022
Time: 11:06
Page: 3

Native Hawaiian/Other Pacific Islander	0	0	0	0	0	0	0	0
American Indian/Alaskan Native & White	0	0	0	0	0	0	0	0
Asian White	0	0	0	0	0	0	0	0
Black/African American & White	0	0	0	0	0	0	0	0
American Indian/Alaskan Native & Black/African American	0	0	0	0	0	0	0	0
Other multi-racial	0	0	1	1	1	1	0	0
Asian/Pacific Islander	0	0	0	0	0	0	0	0
Hispanic	0	0	0	0	0	0	0	0
Total:	0	0	57	57	57	24	0	0

Female-headed Households:

Income Category	Owner	Renter	Total	Person
Extremely Low	0	57	57	0
Low Mod	0	0	0	0
Mod/Low	0	0	0	0
Non Low Mod/Low	0	0	0	0
Total	0	57	57	0
Percent Low/Mod		100.0%	100.0%	

Annual Accomplishments

Year	Accomplishment Narrative	* Benefiting
2015	Project is being planned with a 2015 funded design project for the property. Project is expected to begin early 2020.	
2019	Planning and design have been finished. Project will be built in February 2020 and construction to begin following.	
2020	Project is approximately 35% complete with 41 households waiting to be moved into units.	
2021	Project is approximately 85% complete. 57 households waiting to be moved into units in 2021. Also 50 households returning to units.	



U.S. Department of Housing and Urban Development
Office of Community Planning and Development
Integrated Disbursement and Information System
CDBG Activity Summary Report (CPR) for Program Year 2021
WILLIAMSON COUNTY

Date: 15-Dec-2022
Time: 11:34
Page: 9

PGM Year: 2018
Project: 0014 - The Key2Fit/Social Service

IDIS Activity: 05 - Key2Fit

Status: Open
Location: 1400 W University Ave Ste 110 Ste 110 Georgetown TX 78626-7109

Objective: Create suitable living environments
Outcome: Available permanently
Metric Code: Services for children and families
violence, dating violence, sexual
assault or stalking (SAC)

National Objective: LMO

Activity to prevent, prepare for, and respond to Coronavirus: No

Initial Funding Date: 01/01/2010

Description:

Provide direct medical and dental services to victims of human trafficking

Financing

	Fund Type	Grant Year	Grant	Unexp. Amount	Drawn in Program Year	Drawn Total Program Year
CDBG	EN	2010	\$100,040,000	\$59,000.00	\$12,781.31	\$45,355.19
Total	Total			\$59,000.00	\$12,781.31	\$45,355.19

Proposed Accomplishments

People (Forecast): 10

Actual Accomplishments

Number achieved:

	Owner		Renter		Total		Person	
	Total	Hispanic	Total	Hispanic	Total	Hispanic	Total	Hispanic
White:	0	0	0	0	0	0	0	0
Black/African American:	0	0	0	0	0	0	0	0
Asian:	0	0	0	0	0	0	0	0
American Indian/Alaskan Native:	0	0	0	0	0	0	0	0
Native Hawaiian/Other Pacific Islander:	0	0	0	0	0	0	2	0
American Indian/Alaskan Native & White:	0	0	0	0	0	0	0	0
Asian White:	0	0	0	0	0	0	0	0
Black/African American & White:	0	0	0	0	0	0	0	0
American Indian/Alaskan Native & Black/African American:	0	0	0	0	0	0	0	0
Other multi-racial:	0	0	0	0	0	0	0	0
American Indian/Alaskan Native:	0	0	0	0	0	0	0	0
Hispanic:	0	0	0	0	0	0	0	0
Total:	0	0	0	0	0	0	10	0

PR09 - WILLIAMSON COUNTY

Page: 9 of 65



U.S. Department of Housing and Urban Development
Office of Community Planning and Development
Integrated Disbursement and Information System
ICDIS Activity Summary Report (CPR) for Program Year 2021
WILLIAMSON COUNTY

Date: 15-Dec-2022
Time: 11:04
Page: 13

Family Size/Eligible Family Size:				0	0	0
Income Category:	Owner	Renter	Total	Percent		
Extremely Low	0	0	0	0		
Low/Mid	0	0	0	0		
Moderate	0	0	0	0		
Non Low/Moderate	0	0	0	0		
Total	0	0	0	0		
Percent Low/Mid				100.0%		

Annual Accomplishments

Years	Accomplishment Narrative	# Benefiting
2019	Program assisted 6 new clients and had 100 encounters.	
2020	Program assisted 9 new clients and had 167 encounters.	
2021	Program assisted 8 new clients and had 96 encounters.	



U.S. Department of Housing and Urban Development
Office of Community Planning and Development
Integrated Disbursement and Information System
CDBG Activity Summary Report (GPR) for Program Year 2021
WILLIAMSON COUNTY

Date: 15-Dec-2022
Time: 11:04
Page: 11

PGM Year: 2018

Project: 0007 - Habitat for Humanity of Williamson County/Hispanic Relief

IDIS Activity: 80 - Habitat Home Repair Y18

Status: Completed 09/30/2022 12:00:00 AM

Location: Address Suppressed

Objective: Create and sustain long-term assets

Outcome: Affordability

Native Code: Habitat Single Unit Residential (H4)

National Objective: LWH

Activity to prevent, prepare for, and respond to Coronavirus: No

Initial Funding Date: 06/09/2020

Description:

Project will seek approximately ten eligible homeowners who are in need of home repairs within CDBG participating cities or the unincorporated areas of the County. Homeowners will need CDBG defined income qualifications. Home expenses include but are not limited to roofing, siding, weatherization (windows), energy efficiency conservation (insulating, etc.), accessibility and/or safety.

Financing:

Entity Type	Start Year	Grant	Fundable Amount	Drawn in Program Year	Drawn Thru Program Year
CDBG	2019	\$130,049.00	\$175,000.00	\$175,000.00	\$175,000.00
Total	Total		\$175,000.00	\$175,000.00	\$175,000.00

Proposed Accomplishments:

Housing Units: 10

Actual Accomplishments:

Number assisted:

	Owner		Renter		Total		Person	
	Total	Hispanic	Total	Hispanic	Total	Hispanic	Total	Hispanic
White	0	4	0	0	0	4	0	0
Black/African American	0	0	0	0	0	0	0	0
Asian	0	0	0	0	0	0	0	0
American Indian/Alaskan Native	0	0	0	0	0	0	0	0
Native Hawaiian/Other Pacific Islander	0	0	0	0	0	0	0	0
American Indian/Alaskan Native & White	0	0	0	0	0	0	0	0
Asian White	0	0	0	0	0	0	0	0
Black/African American & White	0	0	0	0	0	0	0	0
American Indian/Alaskan Native & Black/African American	0	0	0	0	0	0	0	0
Other multi-racial	0	1	0	0	0	1	0	0
Asian/Pacific Islander	0	0	0	0	0	0	0	0
Hispanic	0	0	0	0	0	0	0	0

2018 WILLIAMSON COUNTY

Page: 11 of 69



U.S. Department of Housing and Urban Development
Office of Community Planning and Development
Integrated Disbursement and Information System
CIHS Activity Summary Report (CPR) for Program Year 2021
WILLIAMSON COUNTY

Date: 15 Dec 2022
Time: 11:04
Page: 12

Total:			20	5	0	0	20	6	0	0
Female-headed Households:			10		0		10			
Income Category:	Owner	Renter	Total							
Extremely Low	5	0	5		0					
Low Mod	10	0	10		0					
Moderate	1	0	1		0					
Non Low Moderate	0	0	0		0					
Total	15	0	15		0					
Percent Low/Mid	100.0%		100.0%							

Annual Accomplishments

Years	Accomplishment Narrative	# Benefiting
2018	15 low income households received home repair, benefiting 28 individuals.	
2020	1 low income household received home repair, benefiting 1 individual.	
2021	13 low income households received home repair.	



U.S. Department of Housing and Urban Development
Office of Community Planning and Development
Integrated Data Management and Information System
CDPRS Activity Summary Report (GPR) for Program Year 2021
WILLIAMSON COUNTY

Date: 10-Dec-2022
Time: 11:04
Page: 13

PGM Year: 2019
Project: 900 - City of Georgetown Home Repair Program
IDIS Activity: 100 - Georgetown Home Repair 2019
Status: Completed: 8/17/22 10:00 AM
Location: Address Suppressed

Objective: 0 - Low and Moderate Income
Outcome: Affordability
Main Use: Repair Single Unit Residential (144) Related Objective: 1-10

Activity to prevent, prepare for, and respond to Coronavirus: No

Initial Funding Date: 07/22/2020

Description:

Project will assist approximately 10 eligible homeowners who need needed home repairs within Georgetown.

Homeowners will meet CDPRS defined income qualifications.

Home repairs can include, but are not limited to: roofing, siding, weatherization (windows), energy efficiency/construction (plumbing, electrical), accessibility and safety.

Financing

	Fund Type	Grant Year	Grant	Funded Amount	Drawn in Program Year	Drawn To Program Year
CDPRS	LM	2019	B1DLC480502	\$75,000.00	\$2,138.46	\$75,000.00
Total	Total			\$75,000.00	\$2,138.46	\$75,000.00

Proposed Accomplishments

Building Blocks: 10

Actual Accomplishments

Number assisted:

	Owner		Renter		Total		Person	
	Total	Hispanic	Total	Hispanic	Total	Hispanic	Total	Hispanic
White	7	4	0	0	7	4	0	0
Black/African American	1	0	0	0	1	0	0	0
Asian	0	0	0	0	0	0	0	0
American Indian/Alaskan Native	0	0	0	0	0	0	0	0
Native Hawaiian/Other Pacific Islander	0	0	0	0	0	0	0	0
American Indian/Alaskan Native & White	0	0	0	0	0	0	0	0
Asian White	0	0	0	0	0	0	0	0
Black/African American & White	0	0	0	0	0	0	0	0
American Indian/Alaskan Native & Black/African American	0	0	0	0	0	0	0	0
Other multi-racial	1	1	0	0	1	1	0	0
American Pacific Islander	0	0	0	0	0	0	0	0
Hispanic	0	0	0	0	0	0	0	0

FROS - WILLIAMSON COUNTY

Page: 3 of 8



U.S. Department of Housing and Urban Development
Office of Community Planning and Development
Integrated Disbursement and Information System
CDRC Activity Summary Report (GPR) for Program Year 2021
WILLIAMSON COUNTY

Date: 11-Oct-2022
Time: 11:06
Page: 14

Totals:									
Female-headed Households									
Activity Category	Owner	Renter	Total	Person					
Extreme/Low	4	0	4	0					
Low/Mid	2	0	2	0					
Midrange	4	0	4	0					
Mid-Low/Midrange	0	0	0	0					
Total	10	0	10	0					
Percent Female	100.0%		100.0%						

Annual Accomplishments

Years	Accomplishment Narrative	# Benefiting
2018	Six low-income households received home repair, including lead abatement.	
2019	No additional homes were treated with funding. Program was stalled due to covid and related shortages. Project to resume in FY21.	
2021	Project is complete. Eight households benefited from housing repair program.	



U.S. Department of Housing and Urban Development
Office of Community Planning and Development
Integrated Disbursement and Information System
CDPR Activity Summary Report (GPR) for Program Year 2021
WILLIAMSON COUNTY

Date: 15-Dec-2022
Time: 11:04
Page: 15

PGM Year: 2019
Project: 0012 - Lone Star Circle of Care Project Headquarters
IDIS Activity: 102 - Lone Star Circle of Care Project Headquarters
Status: Completed 12/26/22 12:00:00 AM
Location: 295 E University Ave Ste 200, Ste 200, Georgetown, TX 78626-8501
Objective: Create stable living environments
Outcome: Availability/accessibility
Metric Used: Neighborhood Facilities (BSF)
Funding Objective: LWC

Activity to prevent, prepare for, and respond to Coronavirus: No

Initial Funding Date: 07/22/2020

Description:

The hazardous materials abatement and asbestos abatement of the block containing Taylor West End School will prepare the block and the West End Farm so that they may be subsequently renovated using non-CDPR funds and serve as a primary care clinic, a dental services community center. After full renovation, the ground floor of the West End School will include a kitchen, food pantry, meal backyard dining area, dining area, multi-purpose room, administrative offices and restrooms to accommodate Taylor Meals on Wheels program and Senior Center activities. After full renovation, the second floor of the West End School will house the Lone Star Circle of Care at Taylor, a family medicine clinic with integrated behavioral health services providing a medical home for uninsured, low-income patients of all ages. After full renovation, Lone Star Circle of Care at Taylor will include waiting areas, program/reception area, lab, physician and business offices space, an examination, procedure room, examination, diagnosis, and storage. Project is located in Taylor TX.

Financing

	Fund Type	Grant Year	Grant	Funding Amount	Drawn In Program Year	Drawn Through Program Year
CDPR	LN	2019	B19LC480602	\$900,000.00	\$0.00	\$900,000.00
Total	Total			\$900,000.00	\$0.00	\$900,000.00

Proposed Accomplishments

Public Facilities: 1

Actual Accomplishments

Member assisted	Owner		Renter		Total		Person	
	Total	Hispanic	Total	Hispanic	Total	Hispanic	Total	Hispanic
White:	0	0	0	0	0	0	1,871	808
Black/African American:	0	0	0	0	0	0	290	0
Asian:	0	0	0	0	0	0	30	0
American Indian/Alaskan Native:	0	0	0	0	0	0	0	0
Native Hawaiian/Other Pacific Islander:	0	0	0	0	0	0	0	0
American Indian/Alaskan Native & White:	0	0	0	0	0	0	20	0
Asian/White:	0	0	0	0	0	0	0	0
Hispanic/American & White:	0	0	0	0	0	0	0	0

PRD - WILLIAMSON COUNTY

Page: 15 of 89



U.S. Department of Housing and Urban Development
Office of Community Planning and Development
Integrated Disbursement and Information System
CDBG Activity Summary Report (CPR) for Program Year 2021
WILLIAMSON COUNTY

Date: 15-Dec-2022
Time: 11:06
Page: 16

American Indian/Alaskan Native & Black/African American	0	0	0	0	0	0	0	0
Other multi-racial	0	0	0	0	0	0	310	0
Asian/Pacific Islander	0	0	0	0	0	0	0	0
Hispanic	0	0	0	0	0	0	0	0
Total:	0	0	0	0	0	0	2,633	969

Female-headed Households:

Income Category	Owner	Renter	Total	Person
Extremely Low	0	0	0	2,667
Low/Mid	0	0	0	673
Moderate	0	0	0	0
Non Low/Moderate	0	0	0	0
Total	0	0	0	2,667
Percent Low/Mid	100.0%			

Annual Accomplishments

Years	Accomplishment Narrative	✓ Benefiting
2019	The statement and selective demolition of the West End School site supported by CDBG funding is complete. Building and landscape design completed in August 2020. The construction phase began September-October 2020.	
2020	Project nearing completion and is expected to be completed by early 2022.	
2021	Project is complete. 2832 unique clients served January 1, 2022 through September 30, 2022.	



U.S. Department of Housing and Urban Development
Office of Community Planning and Development
Integrated Disbursement and Information System
CDBG Activity Summary Report (CPR) for Program Year: 2021
WILLIAMSON COUNTY

Date: 15-Dec-2022
Time: 11:04
Page: 17

PGM Year: 2021
Project: CDBG - Program Administration FY20
BOS Activity: 105 - Program Administration 2020
Status: Completed 2/8/2022 12:00:03 AM
Location:

Objective:
Outcome:
Main Code: General Program Administration (216) National Objective:

Activity to prevent, prepare for, and respond to Coronavirus: No

Initial Funding Date: 04/28/2021

Description:
CDBG Program Administration.
Financing

CDBG	Fund Type	Grant Year	Grant	Funded Amount	Drawn In Program Year	Drawn Total Program Year
	FA	2021	04000403002	\$102,437.00	\$22,350.76	\$102,437.00
Total	Total			\$102,437.00	\$22,350.76	\$102,437.00

Proposed Accomplishments

Actual Accomplishments

Number assisted:

	Owner		Renter		Total		Person	
	Total	Hispanic	Total	Hispanic	Total	Hispanic	Total	Hispanic
White					0	0		
Black/African American					0	0		
Asian					0	0		
American Indian/Alaskan Native					0	0		
Native Hawaiian/Other Pacific Islander					0	0		
American Indian/Alaskan Native & White					0	0		
Asian & White					0	0		
Black/African American & White					0	0		
American Indian/Alaskan Native & Black/African American					0	0		
Other multi-racial					0	0		
Asian/Pacific Islander					0	0		
Hispanic					0	0		
Total:	0	0	0	0	0	0	0	0

Female-headed Households:

PROG: WILLIAMSON COUNTY

Page: 7 of 30



U.S. Department of Housing and Urban Development
Office of Community Planning and Development
Integrated Disbursement and Information System
COOG Activity Summary Report (GPR) for Program Year 2021
WILLIAMSON COUNTY

Date: 15-Dec-2022
Time: 11:04
Page: 18

Income Category	Owner	Renter	Total	Person
Extremely Low			0	
Low/Med			0	
Mid/high			0	
Non Low/Moderate			0	
Total	0	0	0	0
Percent Low/Med				

Annual Accomplishments

No data returned for this view. This might be because the applied filter excludes all data.



U.S. Department of Housing and Urban Development
Office of Community Planning and Development
Integrated Disbursement and Information System
CDBG Activity Summary Report (ISR) for Program Year 2021
WILLIAMSON COUNTY

Date: 15-Dec-2022
Time: 11:01
Page: 13

PGM Year: 2018
Project: BHM - Habitat for Humanity of Williamson County Homeowner Rehab
IDIS Activity: 197 - Habitat Home Repair FY20
Status: Completed 12/15/2021 12:00:00 AM
Location: Address Suppressed
Objective: Provide decent affordable housing
Outcome: Sustainable
Metric Code: Rehab Single-Fam. Resid-Fin (14A) National Objective: LMI

Activity to prevent, prepare for, and respond to Coronavirus:

Initial Funding Date: 07/15/2021

Description:

Project will assist approximately 10 eligible homeowners who are in need of home repairs within CDBG participating cities or the unincorporated areas of the County. Homeowners will meet CDBG criteria in one of the following:
Home repairs can include, but are not limited to: roofing, siding, weatherization (attic/ceiling), energy efficient appliances (water filtering, electrical, accessibility and/or safety)

Financing

End Type	Grant Year	Grant	Funded Amount	Expend in Program Year	Expend thru Program Year
CDBG	2021	2021C493002	\$75,000.00	\$0.00	\$75,000.00
Total	Total		\$75,000.00	\$0.00	\$75,000.00

Proposed Accomplishments

Housing Units: 15

Actual Accomplishments

Number awarded:

	Owner		Renter		Total		Person	
	Total	Hispanic	Total	Hispanic	Total	Hispanic	Total	Hispanic
White	12	4	0	0	12	4	0	0
Black/African American	0	0	0	0	0	0	0	0
Asian	0	0	0	0	0	0	0	0
American Indian/Alaskan Native	0	0	0	0	0	0	0	0
Native Hawaiian/Other Pacific Islander	0	0	0	0	0	0	0	0
American Indian/Alaskan Native & White	0	0	0	0	0	0	0	0
Asian White	0	0	0	0	0	0	0	0
Black/African American & White	0	0	0	0	0	0	0	0
American Indian/Alaskan Native & Black/African American	0	0	0	0	0	0	0	0
Other multi-racial	0	0	0	0	0	0	0	0
Asian/Pacific Islander	0	0	0	0	0	0	0	0
Hispanic	0	0	0	0	0	0	0	0

FR03 - WILLIAMSON COUNTY

Page 18 of 20



U.S. Department of Housing and Urban Development
Office of Community Planning and Development
Integrated Disbursement and Information System
COOG Activity Summary Report (SFR) for Program Year 2021
WILLIAMSON COUNTY

Date: 15-Dec-2022
Time: 11:04
Page: 20

Total:					14	4	0	0	14	4	0	0
Female-headed Households:					0		0		0			
Income Category:												
	Owner	Renter	Total	Person								
Extremely Low	0	0	0	0								
Low-Mid	0	0	0	0								
Mid-High	0	0	0	0								
Non Low-Moderate	0	0	0	0								
Total	14	0	14	0								
Percent Low/Mid	100.0%		100.0%									

Annual Accomplishments

Year	Accomplishment Narrative	# Benefiting
2020	14 low income households received home loans benefiting 20 individuals	



U.S. Department of Housing and Urban Development
Office of Community Planning and Development
Integrated Disbursement and Information System
CDBG Activity Summary Report (CPR) for Program Year 2021
WILLIAMSON COUNTY

Date: 15-Dec-2022
Time: 11:04
Page: 21

PGM Year: 2018
Project: 0001 - Blount and Travis Community MHVR Center/Social Service
IDIS Activity: 100 - Blount and Travis Social Service FY20
Status: Completed: 8/26/2022 12:00:00 AM
Location: 1600 N. Georgetown St. - Spring House, TX 78084-3289
Objective: Create suitable living environment
Outcome: Availability/Access/Entry
Value Code: 5 - Release Payment (50)
National Objective: LMC

Activity to prevent, prepare for, and respond to Coronavirus: No

Initial Funding Date: 07/13/2021

Description:

Provide Housing First services that assist people in securing permanent housing and achieve housing stability, without preconditions or barriers as a prerequisite for housing. Focus will be on the housing needs of people that are homeless by connecting with local housing authorities, applying for Section 8 or Section 811, finding available rental units and negotiating with property managers. Housing First will also help individuals access employment, health care and primary healthcare, veteran and post support services, access community resources and apply for Social Security benefits and other benefits such as Supplemental Nutrition Assistance Program (SNAP) as needed.

Financing:

	Fund Type	Fiscal Year	Grant	Funded Amount	Crown in Program Year	Crown Total Program Year
CDBG	EV	2020	640,000.00	\$48,990.00	\$48,990.00	\$48,990.00
Total	Total			\$48,990.00	\$48,990.48	\$48,990.00

Proposed Accomplishments

People (Count): 20

Actual Accomplishments

Number assisted:

	Owner		Renter		Total		Disenfranchised	
	Total	Hispanic	Total	Hispanic	Total	Hispanic	Total	Hispanic
White	0	0	0	0	0	0	14	2
Black/African American	0	0	0	0	0	0	7	0
Asian	0	0	0	0	0	0	0	0
American Indian/Alaskan Native	0	0	0	0	0	0	0	0
Native Hawaiian/Other Pacific Islander	0	0	0	0	0	0	0	0
American Indian/Alaskan Native & White	0	0	0	0	0	0	0	0
Asian White	0	0	0	0	0	0	0	0
Black/African American & White	0	0	0	0	0	0	0	0
American Indian/Alaskan Native & Black/African American	0	0	0	0	0	0	1	0
Other multi-racial	0	0	0	0	0	0	2	2

PG01 - WILLIAMSON COUNTY

Page: 21 of 63



U.S. Department of Housing and Urban Development
Office of Community Planning and Development
Integrated Disbursement and Information System
CDBG Activity Summary Report (GRK) for Program Year 2021
WILLIAMSON COUNTY

Date: 15 Dec 2022
Time: 11:04
Page: 22

Asian/Pacific Islander	0	0	0	0	0	0	0	0
Hispanic	0	0	0	0	0	0	0	0
Total:	0	0	0	0	0	0	25	4
Female-headed Households	0	0	0	0	0	0	25	4
Income Category:	Owner	Renter	Total	Percent				
Extremely Low	0	0	0	0%				
Low Mod	0	0	0	0%				
Moderate	0	0	0	0%				
Non Low/Moderate	0	0	0	0%				
Total	0	0	0	0%				
Percent Low/Mod	100.0%							

Annual Accomplishments

Years	Accomplishment Narrative	# Benefiting
2020	Assisted 11 new homeless clients with housing and rental assistance. Total count of assistance was 34 for homeless clients.	
2021	Assisted 25 new homeless clients with housing and rental assistance. Total count of assistance was 83 for homeless clients.	

PRG3 - WILLIAMSON COUNTY

Page: 22 of 22



U.S. Department of Housing and Urban Development
Office of Community Planning and Development
Integrated Disbursement and Information System
CDBG Activity Summary Report (CPR) for Program Year 2021
WILLIAMSON COUNTY

Date: 15 Dec 2022
Time: 11:06
Page: 24

PGM Year: 2020
Project: CDBG - Helping Hands of Georgetown
IDIS Activity: 110 - Helping Hands of Georgetown
Status: Complete 2/17/2022 12:00:00 AM
Location: 107 Homer Circle 202 Georgetown, TX 78626 2337
Objective: Create suitable living arrangements
Outcome: Available housing
Major Goal: Fund Basics (B50)
National Objective: LMO

Activity to prevent, prepare for, and respond to Coronavirus: No

Initial Funding Date: 11/16/2021

Description:

Food pantry services to qualified clients.

Financing

	Fund Type	Grant Year	Grant	Funded Amount	Drawn In Program Year	Drawn Thru Program Year
CDBG	FR	2020	06005493002	\$20,000.00	\$7,785.60	\$20,000.00
Total	Total			\$20,000.00	\$7,785.60	\$20,000.00

Proposed Accomplishments

People (Persons): 110

Actual Accomplishments

Answer requested:

	Owner		Renter		Total		Person	
	Total	Hispanic	Total	Hispanic	Total	Hispanic	Total	Hispanic
White	0	0	0	0	0	0	295	175
Black/African American	0	0	0	0	0	0	43	0
Asian	0	0	0	0	0	0	2	0
American Indian/Alaskan Native	0	0	0	0	0	0	0	0
Native Hawaiian/Other Pacific Islander	0	0	0	0	0	0	0	0
American Indian/Alaskan Native & White	0	0	0	0	0	0	0	0
Asian/White	0	0	0	0	0	0	0	0
Black/African American & Asian	0	0	0	0	0	0	0	0
American Indian/Alaskan Native & Black/African American	0	0	0	0	0	0	0	0
Other multiracial	0	0	0	0	0	0	0	0
Asian/Pacific Islander	0	0	0	0	0	0	0	0
Hispanic	0	0	0	0	0	0	0	0
Total:	0	0	0	0	0	0	341	175

PROG - WILLIAMSON COUNTY

Page 27 of 30



U.S. Department of Housing and Urban Development
Office of Community Planning and Development
Integrated Disbursement and Information System
CDBG Activity Summary Report (GPR) for Program Year 2021
WILLIAMSON COUNTY

Date: 15-Dec-2022
Time: 11:04
Page: 25

Female-headed households:				0	0	0
Income Category:	Owner	Renter	Total	Person		
Extremely Low	0	0	0	0		
Low-Mid	0	0	0	34		
Moderate	0	0	0	0		
Non Low-Moderate	0	0	0	0		
Total	0	0	0	34		
Percent Low/Mid				100.0%		

Annual Accomplishments

Years	Accomplishment Narrative	4-Budgeting
2020	Assisted 290 new clients with services from local entity. Services include food pantry items and/or brown bag items.	
2021	Assisted 341 new clients with services from local entity. Services include food pantry items and/or brown bag items.	



U.S. Department of Housing and Urban Development
Office of Community Planning and Development
Integrated Disbursement and Information System
CDBG Activity Summary Report (OSR) for Program Year: 2021
WILLIAMSON COUNTY

Date: 10-Dec-2022
Time: 11:04
Page: 26

PSM Year: 2020
Project: 0008 - Williamson County Crisis Center aka Hope Alliance Transitional Housing
IDIS Activity: 111 - Crisis Center Social Service FY20
Status: Completed 12/30/2021 0:24:42 PM
Location: 700 S Main St - Historical Courthouse, Georgetown, TX 78626-6700
Objective: Create suitable long-term needs
Outcome: Assisted successfully
Main Code: Services for victims of domestic violence, dating violence, sexual assault stalking (602)
National Objective: 001
Activity to prevent, prepare for, and respond to Coronavirus: No
Initial Funding Date: 20/2021
Description:
CDBG funds will be utilized to offer financial assistance to survivors of domestic violence participating in other life-saving services offered by Hope Alliance. Assistance would be provided in the form of money paid directly to landlords and utility companies.
Financial assistance would be provided for items such as deposits, rent, and utilities.
This assistance will allow survivors to remain in their current safe housing or obtain new housing after fleeing from unsafe, abusive, and toxic environments.
Financing:
No data returned for this view. This might be because the applied filter excludes all data.

Proposed Accomplishments

-people (persons): 100

Actual Accomplishments

Number ascertained

	Owner		Renter		Total		Person	
	Total	Hispanic	Total	Hispanic	Total	Hispanic	Total	Hispanic
White	0	0	0	0	0	0	0	0
Black/African American	0	0	0	0	0	0	0	0
Asian	0	0	0	0	0	0	0	0
American Indian/Alaskan Native	0	0	0	0	0	0	0	0
Native Hawaiian/Other Pacific Islander	0	0	0	0	0	0	0	0
American Indian/Alaskan Native & White	0	0	0	0	0	0	0	0
Asian White	0	0	0	0	0	0	0	0

PR03 - WILLIAMSON COUNTY

Page: 26 of 86



U.S. Department of Housing and Urban Development
Office of Community Planning and Development
Integrated Disbursement and Information System
CDBG Activity Summary Report (CPR) for Program Year 2021
WILLIAMSON COUNTY

Date: 11-Dec-2022
Time: 11:04
Page: 27

Hispanic/Latino American & White:	0	0	0	0	0	0	0	0
American Indian/Alaskan Native & Black/African American:	0	0	0	0	0	0	0	0
Other multi-racial:	0	0	0	0	0	0	0	0
Asian/Pacific Islander:	0	0	0	0	0	0	0	0
Hispanic:	0	0	0	0	0	0	0	0
Total:	0	0	0	0	0	0	0	0

Homeless Housing

Income Category	Owner	Renter	Total	Person
Extremely Low	0	0	0	0
Low/Mid	0	0	0	0
Moderate	0	0	0	0
High/Low/Moderate	0	0	0	0
Total	0	0	0	0

Percent funded

Annual Accomplishments

Year	Accomplishment Narrative	Completion
2020	Program delayed in getting started. Agreement in place.	
2021	Agreement in place. However program not yet started. Expected to begin January 2022.	



U.S. Department of Housing and Urban Development
Office of Community Planning and Development
Integrated Disbursement and Information System
CDDB Activity Summary Report (RPR) for Program Year 2021
WILLIAMSON COUNTY

Date: 15-Dec-2022
Time: 11:04
Page: 28

PDY Year: 2020

Project: 0006 - Habitat/Georgetown 21st Street Project

IDIS Activity: 117 - Habitat for Humanity 21st Street Project

Status: Open

Location: 716 S Main St Habitat/Georgetown, Georgetown, TX
76626-5703

Objective: Provide decent affordable housing

Outcome: Affordability

Monic Code: Development/Financing (17)

National Character: FMR

Activity to prevent, prepare for, and respond to Coronavirus: No

Initial Funding Date: 10/01/2021

Description:

Site development engineering and architectural design and construction documents for the development of 8-12 for sale workforce units developed on 602 W. 21st Street, Georgetown, TX

Financing

	Fund Type	Fiscal Year	GRANT	Fund Amount	Grown to Program Year	Grown from Program Year
CDDB	LN	2020	829,048,632	\$133,500.00	\$116,827.00	\$116,827.00
Total	Total			\$133,500.00	\$116,827.00	\$116,827.00

Proposed Accomplishments

Housing Units: 12

Actual Accomplishments

Number assigned

	Owner		Renter		Total		Person	
	Total	Hispanic	Total	Hispanic	Total	Hispanic	Total	Hispanic
White:	0	0	0	0	0	0	0	0
Black/African American:	0	0	0	0	0	0	0	0
Asian:	0	0	0	0	0	0	0	0
American Indian/Alaskan Native:	0	0	0	0	0	0	0	0
Native Hawaiian/Other Pacific Islander:	0	0	0	0	0	0	0	0
American Indian/Alaskan Native & White:	0	0	0	0	0	0	0	0
Asian White:	0	0	0	0	0	0	0	0
Black/African American & White:	0	0	0	0	0	0	0	0
Asian Indian/Pakistani/Neuro S. Black/African American:	0	0	0	0	0	0	0	0
Other no listed:	0	0	0	0	0	0	0	0
Asian/Pacific Islander:	0	0	0	0	0	0	0	0
Hispanic:	0	0	0	0	0	0	0	0

PRG0 - WILLIAMSON COUNTY

Page: 28 of 50



U.S. Department of Housing and Urban Development
Office of Community Planning and Development
Integrated Disbursement and Information System
CDBG Activity Summary Report (GPR) for Program Year 2021
WILLIAMSON COUNTY

Date: 15-Dec-2022
Time: 11:04
Page: 29

Total:				0	0	0	0	0	0	0	0
Female-headed Households:				0		0		0			
Income Category:											
	Owner	Renter	Total								
Extremely Low	0	0	0								
Low/Mid	0	0	0								
Modest	0	0	0								
Not Low/Moderate	0	0	0								
Total	0	0	0								
Female Low/Mid											

Annual Accomplishments

Year	Accomplishment Narrative	# Benefiting
2021	Engineering and planning are underway.	
2022	Engineering and planning are underway.	



U.S. Department of Housing and Urban Development
Office of Community Planning and Development
Integrated Disbursement and Information System
CDBG Activity Summary Report (SFR) for Program Year 2021
WILLIAMSON COUNTY

Date: 10-Dec-2022
Time: 11:04
Page: 30

PGM Year: 2020
Project: 0029 - HabitatGeorgetown 21st Street Project
IDIS Activity: 112 - Georgetown 21st Street Project
Status: Open
Location: 713 R Main St Historical Courthouse Georgetown TX 78626 6700
Objective: Provide decent, affordable housing
Outcome: Affordability
Matrix Code: Construction of Housing (12)
National Objective: ENH

Activity to prevent, prepare for, and respond to Coronavirus: No

Initial Funding Date: 12/01/2021

Description:

Infrastructure for the development of 8-12 for sale workforce units developed at 502 W. 21st Street, Georgetown TX.

Financing

	Fund Type	Grant Year	Grant	Fund Amount	Drawn in Program Year	Drawn Thru Program Year
CDBG	EN	2020	B220UC480502	\$37,000.00	\$37,000.00	\$37,000.00
Total	Total			\$37,000.00	\$37,000.00	\$37,000.00

Proposed Accomplishments

Actual Accomplishments

Number assisted

	Owner		Renter		Total		Person	
	Total	Hispanic	Total	Hispanic	Total	Hispanic	Total	Hispanic
White	0	0	0	0	0	0	0	0
Black/African American	0	0	0	0	0	0	0	0
Asian	0	0	0	0	0	0	0	0
American Indian/Alaskan Native	0	0	0	0	0	0	0	0
Native Hawaiian/Other Pacific Islander	0	0	0	0	0	0	0	0
American Indian/Alaskan Native & White	0	0	0	0	0	0	0	0
Asian White	0	0	0	0	0	0	0	0
Black/African American & White	0	0	0	0	0	0	0	0
American Indian/Alaskan Native & Black/African American	0	0	0	0	0	0	0	0
Other multi-racial	0	0	0	0	0	0	0	0
Asian/Pacific Islander	0	0	0	0	0	0	0	0
Hispanic	0	0	0	0	0	0	0	0
Total	0	0	0	0	0	0	0	0

PRIS - WILLIAMSON COUNTY

Page: 30 of 60



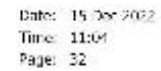
U.S. Department of Housing and Urban Development
 Office of Community Planning and Development
 Integrated Disclosure and Information System
 CDBG Activity Summary Report (CPR) for Program Year 2021
 WILLIAMSON COUNTY

Date: 15-Dec-2022
 Time: 11:01
 Page: 31

Female-headed Households					0	0	0
Income Category:	Owner	Renter	Total	Person			
Extremely Low	0	0	0	0			
Low-Mid	0	0	0	0			
Moderate	0	0	0	0			
Non Low/Moderate	0	0	0	0			
Total	0	0	0	0			
Percent Low/Mid							

Annual Accomplishments

Year	Accomplishment Narrative	# Benefiting
2020	Engineering and planning are under way.	
2021	Engineering and planning are under way.	



National Objective: LHA

	Fund Type	Grant Year	Grant	Under Amount	Drawn In Program Year	Drawn Through grant year
COGS	UN	2015	255,045,000	\$19,596.00	\$0.00	\$19,596.00

Page 2 of 6



U.S. Department of Housing and Urban Development
Office of Community Planning and Development
Integrated Disbursement and Information System
CDRG Activity Summary Report (GPR) for Program Year 2021
WILLIAMSON COUNTY

Date: 15-Dec-2022
Time: 11:04
Page: 33

	Fund Type	Fiscal Year	Grant	Funded Amount	Drawn In Program Year	Drawn Thru Program Year
CDRGS	LN	2020	5260UC480962	\$342,654.00	\$26,213.00	\$26,213.00
Total	Total			\$342,654.00	\$26,213.00	\$26,213.00

Proposed Accomplishments

People (Benefit): 500
Total Population in Service Area: 580
Census Tract Percent Low / Mod: 50.74

Annual Accomplishments

Years	Accomplishment Narrative	# Benefiting
2020	Agreement in place. Engineering and planning are underway.	
2021	Engineering and planning are complete. Construction is underway.	



U. S. Department of Housing and Urban Development
Office of Community Planning and Development
Integrated Disbursement and Information System
CDBG Activity Summary Report (CPR) for Program Year 2021
WILLIAMSON COUNTY

Date: 10-Dec-2022
Time: 11:04
Page: 34

PGM Year:	2019		
Project:	C032 - Taylor Water System Improvements/Old Coupland Road		
IDIS Activity:	115 - Taylor Water System Improvements Old Coupland Road		
Status:	Open	Objective:	Create a stable long-term income to
Location:	Andrewsburg, Tenn	Outcome:	Assisted by accessibility
		Main Code:	Wastewater Improvements (DSU)
			Notified Objective: 12A

Activity to prevent, prepare for, and respond to Coronavirus: No

Initial Funding Date: 12/01/2021

Description:
Construction of approximately 1.152 linear foot of 84" dia. 12" deep concrete pipe with 12" manhole and 12" drop pipe. Work done along Old Coupland Road in Taylor, TX.

Financing

	Line Type	Grant Year	Grant	Fund Amount	Drawn In Program Year	Drawn From Program Year
CDBG	PR	2020	0220US480002	\$190,000.00	\$0.00	\$0.00
Total	Total			\$190,000.00	\$0.00	\$0.00

Proposed Accomplishments

People (General): 1,100

Total Population in Service Area: 1,100

Current Time Period: 12/01/2021 - 12/31/2021

Annual Accomplishments

Year	Accomplishment Narrative	# Benefiting
2020	Engineering and planning for project are underway.	
2021	Engineering and planning are underway.	



U.S. Department of Housing and Urban Development
Office of Community Planning and Development
Integrated Disbursement and Information System
CDBG Activity Summary Report (GPK) for Program Year 2021
WILLIAMSON COUNTY

Date: 15-Dec-2022
Time: 11:04
Page: 35

PGM Year: 2019
Project: 0005 - Greer Housing Authority Refurb
DIS Activity: 115 - Greer Housing Authority Refurb FY20
Status: Completed 4/8/2022 12:00:00 AM
Location: 506 N Commerce St Apt 201 Greer, TX 75059-5005
Objective: Create sustainable living environments
Outcome: Accessibility
Matrix Code: Rehab/Mult Unit Residential (14B)
National Objective: LHM

Activity to prevent, prepare for, and respond to Coronavirus: N

Initial Funding Date: 12/01/2021

Description:

Weatherization through window replacement in approximately 10 units that are 2-3 bedrooms.

Financing

CDBG	Fund Type	Grant Year	Grant	Funded Amount	Grant FY Program Year	Drawn Thru Program Year
EN		2006	BA0110740509	\$45,404.47	\$45,404.47	\$45,404.47
Total	Total			\$45,404.47	\$45,404.47	\$45,404.47

Proposed Accomplishments

Housing Units: 10

Actual Accomplishments

Member selection

	Owner		Renter		Total		Person	
	Total	Hispanic	Total	Hispanic	Total	Hispanic	Total	Hispanic
White:	0	0	0	2	0	2	0	0
Black/African American:	0	0	0	0	0	0	0	0
Asian:	0	0	0	0	0	0	0	0
American Indian/Alaskan Native:	0	0	0	0	0	0	0	0
Native Hawaiian/Other Pacific Islander:	0	0	0	0	0	0	0	0
American Indian/Alaskan Native & White:	0	0	0	0	0	0	0	0
Asian/White:	0	0	0	0	0	0	0	0
Black/African American & White:	0	0	0	0	0	0	0	0
American Indian/Alaskan Native & Black/African American:	0	0	0	0	0	0	0	0
Other multi-racial:	0	0	0	0	0	0	0	0
Asian/Pacific Islander:	0	0	0	0	0	0	0	0
Hispanic:	0	0	0	0	0	0	0	0
Total:	0	0	10	2	10	2	0	0

PR03 - WILLIAMSON COUNTY

Page: 35 of 60



U.S. Department of Housing and Urban Development
Office of Community Planning and Development
Integrated Disbursement and Information System
CDBG Activity Summary Report (GRK) for Program Year 2021
WILLIAMSON COUNTY

Date: 15-Dec-2022
Time: 11:01
Page: 36

Female-headed Households:				9	0	0
Income Category	Owner	Renter	Total	Person		
Extremely Low	0	10	10	0		
Low-Mid	0	0	0	0		
Moderate	0	0	0	0		
Non-Low-Moderate	0	0	0	0		
Total	0	10	10	0		
Percent (row/col)		100.0%	100.0%			

Annual Accomplishments

Years	Accomplishment Narrative	# Benefiting
2021	Project is complete. Whose replacement is in 2-3 and soon to be.	



U.S. Department of Housing and Urban Development
Office of Community Planning and Development
Integrated Disclosure and Information System
CDBG Activity Summary Report (CPR) for Program Year 2021
WILLIAMSON COUNTY

Date: 15-Dec-2022
Time: 11:04
Page: 37

POM Year: 2019
Project: 0003 - City of Georgetown Home Repair Program
IDIS Activity: 117 - Georgetown Home Repair 2020
Status: Completed 10/20/2022 12:00:00 AM
Location: Address Suppressed

Objective: Create suitable living environments
Outcome: Affordability
Main Group: Ethnic: Single-Fam. Residents (14%)
National Objective: LHM

Activity to prevent, prepare for, and respond to Coronavirus: No

Initial Funding Date: 12/01/2021

Description:

Project will assist approximately 18 single homeowners who are in need of home repairs within Georgetown. Homeowners will meet CDBG national income qualifications. Home repairs are not limited to, roofing, siding, weatherization (walk-out), energy efficiency/reservation (pumping, septic), accessibility and safety.

Financing

	Fund Type	Fiscal Year	Grant	Encumbrance	Drawn In Program Year	Drawn To Date, Program Year
CDBG	EN	2021	020000490002	\$75,000.00	\$75,000.00	\$75,000.00
Total	Total			\$75,000.00	\$75,000.00	\$75,000.00

Proposed Accomplishments

Housing Units: 18

Actual Accomplishments

Number assisted:

	Owner		Renter		Total		Person	
	Total	Hispanic	Hispanic	Hispanic	Total	Hispanic	Total	Hispanic
White	4	1	0	0	4	1	0	0
Black/African American	1	0	0	0	1	0	0	0
Asian	0	0	0	0	0	0	0	0
American Indian/Alaskan Native	0	0	0	0	0	0	0	0
Native Hawaiian/Other Pacific Islander	0	0	0	0	0	0	0	0
American Indian/Alaskan Native & White	0	0	0	0	0	0	0	0
Asian White	0	0	0	0	0	0	0	0
Black/African American & White	0	0	0	0	0	0	0	0
American Indian/Alaskan Native & Black/African American	0	0	0	0	0	0	0	0
Other multi-racial	0	0	0	0	0	0	0	0
Asian/Pacific Islander	0	0	0	0	0	0	0	0
Hispanic	0	0	0	0	0	0	0	0

PRC - WILLIAMSON COUNTY

Page: 37 of 68



U.S. Department of Housing and Urban Development
Office of Community Planning and Development
Integrated Disbursement and Information System
CDBG Activity Summary Report (CPR) for Program Year: 2021
WILLIAMSON COUNTY

Date: 12-Dec-2022
Time: 11:04
Page: 38

Total:									
Formula-based: HUD-eligible:									
Income Category:									
	Owner	Renter	Total	Person					
Extremely Low	2	0	2	3					
Low/Mid	3	0	3	0					
Modest	0	0	0	0					
Non-Low/Moderate	0	0	0	0					
Total	5	0	5	3					
Percent Low/Mid	100.0%		100.0%						

Annual Accomplishments

Year	Accomplishment Narrative	A Bigger
2020	City utilized provided funding for project. Program is in progress.	
2021	Project is complete. Five income eligible households have had rent completed.	



U.S. Department of Housing and Urban Development
Office of Community Planning and Development
Integrated Disbursement and Information System
CDBG Activity Summary Report (GPR) for Program Year 2021
WILLIAMSON COUNTY

Date: 15 Dec 2022
Time: 11:04
Page: 39

PGM Year: 2020
Project: 0000 - Home Resource Center
IDIS Activity: 118 - Home Resource Center Social Service Food Pantry
Status: Complete 12/25/2022 12:00:00 AM
Location: 710 S Main St Historical Courthouse, Georgetown, TX 78626-4215
Objective: Create sustainable employment
Outcome: Availability/Accessibility
Matrix Code: Food Banks (FSN)
National Objective: LMD

Activity to prevent, prepare for, and respond to Coronavirus:

Initial Funding Date: 12/01/2021

Description:

Food pantry services to qualified clients.

Financing

	Fund Type	Fiscal Year	Grant	Funded Amount	Drawn In Program Year	Drawn Thru Program Year
00000	LN	2020	626JC487602	\$20,000.00	\$20,000.00	\$20,000.00
Total	Total			\$20,000.00	\$20,000.00	\$20,000.00

Proposed Accomplishments

People (Gender): 110

Actual Accomplishments

Number assisted:

	Gender		Raceth		Total		Person	
	Total	Hispanic	Total	Hispanic	Total	Hispanic	Total	Hispanic
White:	0	0	0	0	0	0	478	310
Black/African American:	0	0	0	0	0	0	128	0
Asian:	0	0	0	0	0	0	9	0
American Indian/Alaskan Native:	0	0	0	0	0	0	0	0
Native Hawaiian/Other Pacific Islander:	0	0	0	0	0	0	0	0
American Indian/Alaskan Native & White:	0	0	0	0	0	0	0	0
Asian/White:	0	0	0	0	0	0	0	0
Black/African American & White:	0	0	0	0	0	0	0	0
American Indian/Alaskan Native & Black/African American:	0	0	0	0	0	0	15	0
Other multi-racial:	0	0	0	0	0	0	9	0
Asian/Pacific Islander:	0	0	0	0	0	0	0	0
Hispanic:	0	0	0	0	0	0	0	0
Total:	0	0	0	0	0	0	666	315

PROJ - WILLIAMSON COUNTY

Page: 39 of 82



U.S. Department of Housing and Urban Development
Office of Community Planning and Development
Integrated Disbursement and Information System
CHDO Activity Summary Report (GPR) for Program Year: 2021
WILLIAMSON COUNTY

Date: 15 Dec 2022
Time: 11:01
Page: 40

Family/Single-Family units:	0			0	0
Apartment Category:	Owner	Renter	Total	Person	
Extremely Low	0	0	0	0	0
Low/Mid	0	0	0	0	0
Moderate	0	0	0	0	0
Non Low/Moderate	0	0	0	0	0
Total	0	0	0	0	0
Percent Low/Mid	100.0%				

Annual Accomplishments

Years	Accomplishment Narrative	# Benefiting
2020	Program had a delayed start. Program is now underway.	
2021	Project was complete. Clients served was 500.	



U.S. Department of Housing and Urban Development
Office of Community Planning and Development
Integrated Disbursement and Information System
CDPRS Activity Summary Report (RPR) for Program Year 2021
WILLIAMSON COUNTY

Date: 18 Dec 2022
Time: 11:04
Page: 41

PGM Year: 2020
Project: CDPR - Williamson County Crisis Center dba Hope Alliance Transitional Housing
DIS Activity: 119 - Hope Alliance Social Services 2020
Status: Open
Location: Arkansas Superservice
Objective: Create stable living environments
Outcome: Availability/Accessibility
Matrix Code: Services for victims of domestic violence, drug violence, sexual assault or stalking (CCG)
National Objective: LMC

Activity to prevent, prepare for, and respond to Coronavirus: No

Initial Funding Date: 12/28/2021

Description:

CDPR funds will be utilized to offer transitional assistance to survivors of domestic violence participating in other life-saving services offered by Hope Alliance. Assistance would be provided in the form of monies paid directly to landlords and utility companies. Emergency assistance would be provided for items such as deposits, rent, and utilities. This assistance will allow survivors to remain in their current safe housing or obtain new housing after fleeing from unsafe, abusive, and violent environments.

Financing

	Fund Type	Grant Year	Grant	Initial Amount	Revised Funding Year	Current FY Program Year
CDPR	N	2020	2021 CDPR576	\$35,000.00	\$34,091.71	\$34,091.71
Total	Total			\$35,000.00	\$34,091.71	\$34,091.71

Proposed Accomplishments

People (persons): 100

Actual Accomplishments

Number assisted	Owner		Renter		Total		Person	
	Total	Hispanic	Total	Hispanic	Total	Hispanic	Total	Hispanic
White	0	0	0	0	0	0	11	0
Black/African American	0	0	0	0	0	0	1	0
Asian	0	0	0	0	0	0	0	0
American Indian/Alaskan Native	0	0	0	0	0	0	0	0
Native Hawaiian/Other Pacific Islander	0	0	0	0	0	0	0	0
American Indian/Alaskan Native & White	0	0	0	0	0	0	0	0
Asian White	0	0	0	0	0	0	0	0
Black/African American & White	0	0	0	0	0	0	0	0
American Indian/Alaskan Native & Black/African American	0	0	0	0	0	0	0	0
Other multi-racial	0	0	0	0	0	0	2	0
Asian/Pacific Islander	0	0	0	0	0	0	0	0

PROJ: WILLIAMSON COUNTY

Page: 41 of 80



U.S. Department of Housing and Urban Development
Office of Community Planning and Development
Integrated Disbursement and Information System
CDC Activity Summary Report (GPR) for Program Year 2021
WILLIAMSON COUNTY

Date: 15-Dec-2022
Time: 11:04
Page: 42

Household									
Total:	0	0	0	0	0	0	0	15	0
Family Headed Households	0		0		0				
Income Category	Owner	Renter	Total		Person				
Extremely Low	0	0	0		0				
Low-Mid	0	0	0		15				
Mid-High	0	0	0		0				
Not Low-Mid-High	0	0	0		0				
Total	0	0	0		15				
Percent Low-Mid					100.0%				
Annual Accomplishments									
Years	Accomplishment Narrative								# Benefiting
2021	15 new clients assisted, 85 new clients assisted								



U.S. Department of Housing and Urban Development
Office of Community Planning and Development
Integrated Disbursement and Information System
CDBG Activity Summary Report (CPR) for Program Year 2021
WILLIAMSON COUNTY

Date: 15-Dec-2022
Time: 11:04
Page: 43

PGM Year: 2019
Project: 0010 - Interagency Support Council of Eastern Williamson County, Inc./Social Service
DIS Activity: 100 - Interagency Support Council FY21
Status: Completed 7/18/2021 12:00:00 AM
Location: PO Box 6 Taylor, TX 75074-0006

Objective: Create sustainable, affordable housing
Outcome: Available housing availability
Value Code: Mental Health Services (CCU) National Objective: LMD

Activity to prevent, prepare for, and respond to Coronavirus: No

Initial Funding Date: 02/08/2022

Description:

Provide individual and group therapy, small and large group presentations, case management, telephone care, medication monitoring and family therapy to participating residents in Eastern Williamson County.
Funding will allow the program to maintain the number of clients served.

Financing

	Fund Type	Grant Year	Grant	Funded Amount	Drawn In Program Year	Drawn Thru Program Year
CDBG	LA	202	B21 US480082	\$35,000.00	\$35,000.00	\$35,000.00
Total	Total			\$35,000.00	\$35,000.00	\$35,000.00

Proposed Accomplishments

People (Gender): 55

Actual Accomplishments

Amount received:

	Owner		Renter		Total		Person	
	Total	Hispanic	Total	Hispanic	Total	Hispanic	Total	Hispanic
White:	0	0	0	0	0	0	23	0
Black/African American:	0	0	0	0	0	0	11	0
Asian:	0	0	0	0	0	0	0	0
American Indian/Alaskan Native:	0	0	0	0	0	0	0	0
Native Hawaiian/Other Pacific Islander:	0	0	0	0	0	0	0	0
American Indian/Alaskan Native & White:	0	0	0	0	0	0	0	0
Asian White:	0	0	0	0	0	0	0	0
Black/African American & White:	0	0	0	0	0	0	0	0
American Indian/Alaskan Native & Black/African American:	0	0	0	0	0	0	2	0
Other multi-race:	0	0	0	0	0	0	0	0
Asian/ Pacific Islander:	0	0	0	0	0	0	0	0
Hispanic:	0	0	0	0	0	0	0	0

PROG - WILLIAMSON COUNTY

Page: 43 of 50



U.S. Department of Housing and Urban Development
Office of Community Planning and Development
Integrated Disbursement and Information System
CDUS Activity Summary Report (CDR) for Program Year: 2021
WILLIAMSON COUNTY

Date: 15-Dec-2022
Time: 11:04
Page: 44

Total:					0	0	0	0	0	0	41	0
Female-headed Households:					0		0		0			
Income Category:												
	Owner	Renter	Total	Percent								
Extremely Low	0	0	0	0								
Low/Mid	0	0	0	41								
Moderate	0	0	0	0								
Non Low/Moderate	0	0	0	0								
Total	0	0	0	41								
Percent Low/Mid					100.0%							

Annual Accomplishments

Years	Accomplishment Narrative	✓ Benefiting
2021	To date in 2021 we have therapy, small and large group presentations, crisis intervention, peer support, telephone monitoring and family therapy to participating schools in Eastern Williamson County. Funding allows the program to maintain the number of clients as well. Program has assisted 41 new clients and provided 578 sessions.	



U.S. Department of Housing and Urban Development
Office of Community Planning and Development
Integrated Disbursement and Information System
CDRS Activity Summary Report (GFR) for Program Year 2021
WILLIAMSON COUNTY

Date: 15 Dec 2022
Time: 11:04
Page: 45

PGM Year: 2020
Project: 0000 - Program Administration FY20
CDRS Activity: 121 - Program Administration 2021
Status: Completed 11/21/2022 12:00:00 AM
Location:

Objective:
Category:
Matrix Code: General Program Administration (GPA) National Objective:

Activity to prevent, prepare for, and respond to Coronavirus: No

Initial Funding Date: 02/08/2022

Description:

CDRS Program Administration.

Financing

	Fund Type	Grant Year	Grant	Funded Amount	Drawn Thru Program Year	Drawn Thru Program Year
CDRS	FY	2021	021UC-00000	\$88,884.00	\$88,884.00	\$88,884.00
Total	Total			\$88,884.00	\$88,884.00	\$88,884.00

Proposed Accomplishments

Actual Accomplishments

Number assisted:

	Owner		Renter		Total		Person	
	Total	Hispanic	Total	Hispanic	Total	Hispanic	Total	Hispanic
White:	0	0			0	0		
Black/African American:	0	0			0	0		
Asian:	0	0			0	0		
American Indian/Alaskan Native:	0	0			0	0		
Native Hawaiian/Other Pacific Islander:	0	0			0	0		
American Indian/Alaskan Native & White:	0	0			0	0		
Asian White:	0	0			0	0		
Black/African American & White:	0	0			0	0		
American Indian/Alaskan Native & Black/African American:	0	0			0	0		
Other multi-racial:	0	0			0	0		
Asian/Pacific Islander:	0	0			0	0		
Hispanic:	0	0			0	0		
Total:	0	0	0	0	0	0	0	0
Single-headed Households:	0				0			

FR03 - WILLIAMSON COUNTY

Page: 45 of 50



U.S. Department of Housing and Urban Development
Office of Community Planning and Development
Integrated Disbursement and Information System
CDBG Activity Summary Report (RPR) for Program Year 2021
WILLIAMSON COUNTY

Date: 15-Dec-2022
Time: 11:04
Page: 45

Income Category:	Owner	Renter	Total	Person
Extremely Low			0	
Low Mod			0	
Moderate			0	
Non Low Moderate			0	
Total	0	0	0	0
Percent Low/Mod				

Annual Accomplishments

No data returned for this view. This might be because the applied filter excludes all data.



U.S. Department of Housing and Urban Development
Office of Community Planning and Development
Integrated Disbursement and Information System
CDBG Activity Summary Report (CAP) for Program Year: 2021
WILLIAMSON COUNTY

Date: 15-Dec-2022
Time: 11:04
Page: 47

PGM Year: 2021
Project: 0030 - Granger Housing Authority FY21
DIS Activity: 122 - Granger Housing Authority Rehab FY21
Status: Completed 12/20/2021 12:00:00 AM
Location: 500 N Commerce St Apt 201 - Granger, TX 75039-3003
Objective: Create sustainable living environments
Outcome: Affordability
Matrix Code: Rehab; Multi-Unit Residential (48); National Objective: LMI

Activity in progress, prepare for, and respond to Coronavirus: No

Initial Funding Date: 02/16/2022

Description:

Rehabilitation of back alleyway to 25 public housing units to include safety railings and ramps.
Project funded by Granger Housing Authority

Financialing

	Fund Type	Fiscal Year	Grant	Funded Amount	Drawn In Program Year	Drawn Thru Program Year
CDBG	EN	2021	821100480502	\$10,445.00	\$10,445.00	\$10,445.00
Total	Total			\$10,445.00	\$10,445.00	\$10,445.00

Proposed Accomplishments

Housing Units: 25

Actual Accomplishments

Number awarded:

	Owner		Renter		Total		Percent	
	Total	Hispanic	Total	Hispanic	Total	Hispanic	Total	Hispanic
White:	0	0	10	0	10	0	0	0
Black/African American:	0	0	10	0	10	0	0	0
Asian:	0	0	0	0	0	0	0	0
American Indian/Alaskan Native:	0	0	0	0	0	0	0	0
Native Hawaiian/Other Pacific Islander:	0	0	0	0	0	0	0	0
American Indian/Alaskan Native & White:	0	0	0	0	0	0	0	0
Asian White:	0	0	0	0	0	0	0	0
Black/African American & White:	0	0	0	0	0	0	0	0
American Indian/Alaskan Native & Black/African American:	0	0	0	0	0	0	0	0
Other multi racial:	0	0	0	0	0	0	0	0
Asian/Pacific Islander:	0	0	0	0	0	0	0	0
Hispanic:	0	0	0	0	0	0	0	0

PR03 - WILLIAMSON COUNTY

Page: 47 of 60



U.S. Department of Housing and Urban Development
 Office of Community Planning and Development
 Integrated Disbursement and Information System
 CDBG Activity Summary Report (GAR) for Program Year 2021
 WILLIAMSON COUNTY

Date: 15-Dec-2022
 Time: 11:04
 Page: 48

Total:				0	0	28	8	28	6	0	0
Female-headed Households:				0		0		0			
Income Category:											
	Owner	Renter	Total	Person							
Extremely Low	0	26	26	0							
Low/Mid	0	0	0	0							
Mid/High	0	0	0	0							
Not Low/Moderate	0	0	0	0							
Total	0	26	26	0							
Percent Low/Mid		100.0%	100.0%								

Annual Accomplishments

Years	Accomplishment Narrative	# Benefiting
202	Project is complete.	



U.S. Department of Housing and Urban Development
Office of Community Planning and Development
Integrated Disbursement and Information System
CDBG Activity Summary Report (CPR) for Program Year 2021
WILLIAMSON COUNTY

Date: 15-Dec-2022
Time: 11:04
Page: 49

PDY Year: 2018
Project: 0007 - Related to Humanity of Williamson County Homeowner Rehab
DBS Activity: 120 - Habitat Home Repair FY21
Status: Open
Justification: Address Suppression

Objective: Create sustainable economic growth
Outcome: Affordability
Metric Code: Subsidy Single-Fam Residential (145) National Objective: LNH

Activity to prevent, prepare for, and respond to Coronavirus: No

Initial Funding Date: 09/15/2022

Description:

Project will assist approximately 20 eligible homeowners who are in need of home repair within CDBG participating cities or the unincorporated areas of the County. Homeowners will meet CDBG defined income-qualified and home needs criteria, but are not limited to, roofing, siding, weatherization (walkways), energy efficiency assessment (plumbing, electrical), accessibility and safety.

Financing

CDIS	Fund Type	Fiscal Year	Grant	Funded Amount	Drawn In Program Year	Drawn Thru Program Year
	FR	2021	021 US489902	\$150,000.00	\$119,095.22	\$119,095.22
Total	Total			\$150,000.00	\$119,095.22	\$119,095.22

Proposed Accomplishments

Housing Units: 20

Actual Accomplishments

Number assisted:

	Owner		Renter		Total		Person	
	Total	Hispanic	Total	Hispanic	Total	Hispanic	Total	Hispanic
White	0	0	0	0	0	0	0	0
Black/African American	0	0	0	0	0	0	0	0
Asian	0	0	0	0	0	0	0	0
American Indian/Alaskan Native	1	0	0	0	1	0	0	0
Native Hawaiian/Other Pacific Islander	0	0	0	0	0	0	0	0
American Indian/Alaskan Native & White	0	0	0	0	0	0	0	0
Asian White	0	0	0	0	0	0	0	0
Black/African American & White	0	0	0	0	0	0	0	0
American Indian/Alaskan Native & Black/African American	0	0	0	0	0	0	0	0
Citizen/Immigrant	2	1	0	0	2	1	0	0
Asian/Pacific Islander	0	0	0	0	0	0	0	0
Hispanic	0	0	0	0	0	0	0	0

PRJS WILLIAMSON COUNTY

Page: 49 of 50



U.S. Department of Housing and Urban Development
Office of Community Planning and Development
Integrated Disbursement and Information System
CDBG Activity Summary Report (GPR) for Program Year 2021
WILLIAMSON COUNTY

Date: 15-Dec-2022
Time: 11:04
Page: 50

Totals:					14	5	0	0	14	0	0	0
Female-headed Households:					4		0		2			
Income Category:												
	Owner	Renter	Total	Person								
Extremely Low	11	0	11	0								
Low/Mid	0	0	0	0								
Moderate	0	0	0	0								
Non Low/Moderate	0	0	0	0								
Total	14	0	14	0								
Percent Low/Mid	100.0%		100.0%									

Annual Accomplishments

Year	Accomplishment Narrative	# Benefiting
2021	14 income eligible households were being assisted with case-repairs	



U.S. Department of Housing and Urban Development
Office of Community Planning and Development
Integrated Disbursement and Information System
CPRS Activity Summary Report (CPRS) for Program Year 2021
WILLIAMSON COUNTY

Date: 15-Dec-2022
Time: 11:04
Page: 51

PGM Year: 2019
Project: 0903 - City of Georgetown Home Repair Program
IDIS Activity: 124 - Georgetown Home Repair 2021
Status: Open
Location: 500 MK St - Georgetown, TX 78626-6526

Objective: Create self-sufficient communities
Customer: Affordability
Value Code: Rehab Single Unit Residential (14A) National Objective: 1MH

Activity to prevent, prepare for, and respond to Coronavirus: No

Initial Funding Date: 07/15/2021

Description:

Project will assist approximately 20 eligible homeowners who need a need of home repairs within Georgetown. Homeowners will meet HUD's defined income qualifications. Home repairs can include, but are not limited to roofing, siding, window/door/windows, energy efficiency/ventilation, plumbing, electrical, accessibility/safety.

Financing

	Fund Type	Open Year	Open	Funded Amount	Drawn in Program Year	Drawn thru Program Year
CDUS	EN	2021	B21LC450502	\$14,000.00	\$8,398.20	\$8,398.20
Total	Total			\$14,000.00	\$8,398.20	\$8,398.20

Proposed Accomplishments

housing Units : 20

Actual Accomplishments

Number assisted:

	Owner		Renter		Total		Person	
	Total	Hispanic	Total	Hispanic	Total	Hispanic	Total	Hispanic
White	1	1	0	0	1	1	0	0
Black/African American	0	0	0	0	0	0	0	0
Asian	0	0	0	0	0	0	0	0
American Indian/Alaskan Native	0	0	0	0	0	0	0	0
Native Hawaiian/Other Pacific Islander	0	0	0	0	0	0	0	0
American Indian/Alaskan Native & White	0	0	0	0	0	0	0	0
Asian White	0	0	0	0	0	0	0	0
Black/African American & White	0	0	0	0	0	0	0	0
American Indian/Alaskan Native & Black/African American	0	0	0	0	0	0	0	0
Other multi-racial	0	0	0	0	0	0	0	0
Asian/Pacific Islander	0	0	0	0	0	0	0	0
Hispanic	0	0	0	0	0	0	0	0

PRCS - WILLIAMSON COUNTY

Page 51 of 68



U.S. Department of Housing and Urban Development
Office of Community Planning and Development
Integrated Disbursement and Information System
CDRS Activity Summary Report (CPR) for Program Year 2021
WILLIAMSON COUNTY

Date: 15 Dec 2022
Time: 11:04
Page: 52

Total:					1	1	0	0	1	1	0	0
Female-headed Households					0		0		0			
Income Category												
	Owner	Renter	Total	Person								
Extremely Low	0	0	0	0								
Low Mod	1	0	1	0								
Moderate	0	0	0	0								
Non Low Moderate	0	0	0	0								
Total	1	0	1	0								
Percent Low/Mid	100.0%		100.0%									

Annual Accomplishments

Years	Accomplishment Narrative	# Benefiting
2021	One household received home repairs	



U.S. Department of Housing and Urban Development
Office of Community Planning and Development
Integrated Disbursement and Information System
CDBG Activity Summary Report (GPR) for Program Year 2021
WILLIAMSON COUNTY

Date: 15-Dec-2022
Time: 11:04
Page: 33

PGM Year: 2021
Project: 0012 - CV-Sexual Health Medical Care for low income
IDIS Activity: 125 - CV-Sexual Health Medical Care
Status: Open
Location: 620 Rural Road West Dr., Rural Road, TX 78871-3101
Objective: Create a stable long-term residents
Customer: Affordably
Main Use: Health Services (054)

Notional Objective: MC

Activity to prevent, prepare for, and respond to Coronavirus: Yes

Initial Funding Date: 3/7/2020

Description:

Medical services for low income

Provide testing, diagnosis, vaccination, and other health services to low-income residents in need of services

Financing

	Fund Type	Grant Year	Grant	Funded Amount	Drawn in Program Year	Drawn Thru Program Year
CDBG	LM	2020	0200W480002	\$640,000.00	\$81,188.75	\$81,188.75
Total	Total			\$640,000.00	\$81,188.75	\$81,188.75

Proposed Accomplishments

People (General): 1,200

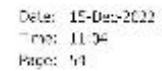
Actual Accomplishments

Number assisted:

	Owner		Renter		Total		Person	
	Total	Hispanic	Total	Hispanic	Total	Hispanic	Total	Hispanic
White:	0	0	0	0	0	0	118	87
Black/African American:	0	0	0	0	0	0	5	0
Asian:	0	0	0	0	0	0	5	0
American Indian/Alaskan Native:	0	0	0	0	0	0	0	0
Native Hawaiian/Other Pacific Islander:	0	0	0	0	0	0	0	0
American Indian/Alaskan Native & White:	0	0	0	0	0	0	0	0
Asian W/His:	0	0	0	0	0	0	0	0
Black/African American & White:	0	0	0	0	0	0	0	0
American Indian/Alaskan Native & Black/African American:	0	0	0	0	0	0	0	0
Other multi-racial:	0	0	0	0	0	0	5	0
Asian/Pacific Islander:	0	0	0	0	0	0	0	0
Hispanic:	0	0	0	0	0	0	0	0

PROG: WILLIAMSON COUNTY

Page: 33 of 60



A Benefiting

Page: 54 of 60



U.S. Department of Housing and Urban Development
Office of Community Planning and Development
Integrated Disbursement and Information System
CDBG Activity Summary Report (GPR) for Program Year 2021
WILLIAMSON COUNTY

Date: 15-Dec-2022
Time: 11:01
Page: 55

PGH Year: 2020
Project: 001 - CDBG-Habitat for Humanity Land Acquisition
IRIS Activity: L2 - CDBG-Habitat for Humanity Land Acquisition
Status: Open
Location: 2185 N Austin Ave., Georgetown, TX 78626-5511

Objective: Provide decent affordable housing
Outcome: Affordability
Value Code: Acquisition of Real Property (0)

National Objective: LPH

Activity to prevent, prepare for, and respond to Coronavirus: Yes

Initial Funding Date: 11/21/2022

Description:

Acquisition of property for affordable housing.

Response to COVID-19: Acquire housing associated with COVID-19 spread, and will make some connection to disease and poorer post-COVID health outcomes by acquiring property for new or expansion of affordable housing funded from another source.

In addition, funds must be used to PREVENT, PREPARE or RESPOND to Coronavirus.

Financing

	Fund Type	Grant Year	Grant	Fiscal Year	Disbursed Program Year	Unexp. Bal. Program Year
CDBG	EN	2020	320,176,800.00	\$635,000.00	\$200,483.20	\$990,483.20
Total	Total			\$635,000.00	\$200,483.20	\$990,483.20

Proposed Accomplishments

Housing Units: 0

Actual Accomplishments

Number as of:

	Owner		Renter		Total		Person	
	Total	Hispanic	Total	Hispanic	Total	Hispanic	Total	Hispanic
White:	0	0	0	0	0	0	0	0
Black/African American:	0	0	0	0	0	0	0	0
Asian:	0	0	0	0	0	0	0	0
American Indian/Alaskan Native:	0	0	0	0	0	0	0	0
Native Hawaiian/Other Pacific Islander:	0	0	0	0	0	0	0	0
American Indian/Alaskan Native & White:	0	0	0	0	0	0	0	0
Asian/White:	0	0	0	0	0	0	0	0
Black/Hispanic American & White:	0	0	0	0	0	0	0	0
American Indian/Alaskan Native & Black/African American:	0	0	0	0	0	0	0	0
Other multi-racial:	0	0	0	0	0	0	0	0
Asian/Pacific Islander:	0	0	0	0	0	0	0	0

PR03 - WILLIAMSON COUNTY

Page: 55 of 90



U.S. Department of Housing and Urban Development
Office of Community Planning and Development
Integrated Disbursement and Information System
CDBG Activity Summary Report (GPR) for Program Year 2021
WILLIAMSON COUNTY

Date: 15 Dec 2022
Time: 11:04
Page: 57

PCM Year: 2021
Project: C004 - Land/Water System Improvements FY21
IDIS Activity: 121 - Land/Water System Improvements FY21
Status: Open
Location: 161 Town Center Blvd, Janel, TX 75244-0003

Objective: Create stable living environments
Outcome: Availability/Accessibility
Matrix Code: Water/Sewer infrastructure (C3.1)

National Objective: LHA

Activity to prevent, prepare for, and respond to Coronavirus (N)

Initial Funding Date: 11/21/2022

Description:
Installation of 3,000 linear feet of 15" AgAgAgAg water line including valves, fittings and fire hydrants.
Work to be completed on for Street, between Avenue A and CR 905 in Janel TX.

Financing

	Fund Type	Grant Year	Cost	Funded Amount	Drawn to Program Year	Drawn Through Program Year
CARR	LN	2021	\$21,004,800.00	\$487,000.00	\$9,761.00	\$9,761.00
Total	Total			\$487,000.00	\$9,761.00	\$9,761.00

Proposed Accomplishments

Total Population in Service Area: 690
Current Tract Percent Low/Mid: 60.74

Annual Accomplishments

Year	Accomplishment Narrative	# Benefiting
2021	Engineering and planning for completion. Construction underway.	



U.S. Department of Housing and Urban Development
Office of Community Planning and Development
Integrated Disbursement and Information System
CDIS Activity Summary Report (GPR) for Program Year 2021
WILLIAMSON COUNTY

From: To: Dec 2022
Time: 11:04
Page: 58

PCM Year: 2020
Project: 0010 - CV Program Administration
IDIS Activity: 128 - CV Program Administration
Status: Open
Location: *

Objective:
Subtotal:
Metric Code: General Program Administration (21-A) National Objective

Activity to prevent, prepare for, and respond to Coronavirus: Yes

Initial Funding Date: 11/21/2022

Description:
Program Administration
Financing

	Fund Type	Grant Year	Grant	Federal Amount	Drawn In Program Year	Drawn Thru Program Year
CDIS	LR	2020	800170440502	\$50,010.00	\$12,368.41	\$12,368.41
Total	Total			\$50,010.00	\$12,368.41	\$12,368.41

Proposed Accomplishments

Actual Accomplishments

Gender: Unspecified

	Owner		Renter		Total		Person	
	Total	Hispanic	Total	Hispanic	Total	Hispanic	Total	Hispanic
White	0	0			0	0		
Black/African American	0	0			0	0		
Asian	0	0			0	0		
American Indian/Alaskan Native	0	0			0	0		
Native Hawaiian/Other Pacific Islander	0	0			0	0		
American Indian/Alaskan Native & White	0	0			0	0		
Asian White	0	0			0	0		
Black/African American & White	0	0			0	0		
American Indian/Alaskan Native & Black/African American	0	0			0	0		
Other multi-racial	0	0			0	0		
Asian/Pacific Islander	0	0			0	0		
Hispanic	0	0			0	0		
Total:	0	0	0	0	0	0	0	0

Female-headed Households:

PRC1 - WILLIAMSON COUNTY

Page: 55 of 90



U.S. Department of Housing and Urban Development
Office of Community Planning and Development
Integrated Disbursement and Information System
CDBG Activity Summary Report (OPR) for Program Year 2021
WILLIAMSON COUNTY

Date: 15-Dec-2022
Time: 11:04
Page: 59

Income Category	Owner	Renter	Total	Person
Extremely Low			0	
Low Mod			0	
Moderate			0	
Non Low Moderate			0	
Total	0	0	0	0
Percent Low/Med				

Annual Accomplishments

No data returned for this view. This might be because the applied filter excludes all data.



U.S. Department of Housing and Urban Development
Office of Community Planning and Development
Integrated Disbursement and Information System
CDRI Activity Summary Report (GPR) for Program Year 2021
WILLIAMSON COUNTY

Date: 10-Dec-2022
Time: 11:04
Page: 60

Total Funded Amount:	\$5,750,602.05
Total Drawn Thru Program Year:	\$3,288,704.54
Total Drawn in Program Year:	\$1,497,851.05

ILDS - PROP

U.S. Department of Housing and Urban Development
Office of Community Planning and Development
Integrated Disbursement and Information System
Program Income Details by Fiscal Year and Program
WILLIAMSON COUNTY, TX

Date: 12-14-22
Time: 15:16
Page: 1

Report for Program CDBG

*Data Only Provided for Time Period Queried: 01-01-1900 to 12-14-2022

Program Year	Program	Associated Grant Number	Fund Type	Estimated Income for Year	Transaction	Voucher #	Voucher Created	Voucher Type	ILDS Proj. ID	ILDS Actv. ID	Matrix Code	Receipts/Drawn Amount
2015	CDBG	H15HC380532	FF	0.00								
					RECEIPTS							
						5180779331	12-03-15		6	15	01	27,500.00
					DRAWS							
						5873655900	12-05-18	TY	2	60	031	27,500.00
											FF Receipts	27,500.00
											FF Draws	27,500.00
											FF Balance	0.00
2015	CDBG											
											Total CDBG Receipts+:	27,500.00
											Total CDBG Draws against Receipts+:	27,500.00
											Total CDBG Receipt Fund Balance+:	0.00

Page: 1 of 1

FY21 CAPER Affidavit

12

Affidavit of Publisher to Publication of Legal Notice

THE STATE OF TEXAS
COUNTY OF WILLIAMSON
IN THE MATTER OF

**Williamson County/Hud Cdbg Grant
Public Hearing Dec. 13, 2022
Consolidated Annual Performance And Evaluation Report (Caper)**

The Williamson County Sun/Sunday Sun, newspapers of general circulation, have been continuously and regularly published for a period of not less than one year in the County of WILLIAMSON, Texas, preceding the date of the above-referenced notice. Said notice was published in said paper as follows:

First insertion 4th day of December, 2022
Second insertion day of December, 2022
Third insertion day of December, 2022
Fourth insertion day of December, 2022

Ellen Greeney
Newspaper Representative
Subscribed and sworn to before me, this -
13th day of December, 2022.

Witness my hand and official seal.
Dawn Steele
Dawn Steele, Notary Public
My Commission Expires August 26, 2024

NOTICE OF PUBLIC POSTING AND PUBLIC HEARING FOR

WILLIAMSON COUNTY HUD CDBG GRANT CONSOLIDATED ANNUAL PERFORMANCE AND EVALUATION REPORT (CAPER)

Williamson County was awarded a Community Development Block Grant (CDBG) FY21 (October 2021-September 2022) funding allocation of \$1,698,040 to successfully support community development and affordable housing efforts for low and moderate income areas throughout the County. The County also retroceded \$329,894 from previous years' projects.

A public hearing will be held by the Williamson County CDBG office on Tuesday, December 13, 2022 at 6:00pm at the Williamson County Courthouse located at 710 Main Street, Georgetown, TX 78626. The purpose of the hearing is to receive public comments concerning the 2021 CAPER. Please use the 8th Street (south) entrance to the Courthouse.

In accordance with HUD regulations, the County encourages public participation to review and comment on the CAPER. Direct written comments by December 18, 2022 to the following address:

Honorable Bill Gravel, County Judge
710 Main Street

Georgetown, TX 78626

The report will be available for review from December 5 - December 19, 2022 at the following locations:

Williamson County Courthouse and Website at www.wco.org
Georgetown Housing Authority
Jarral City Hall
Granger City Hall
Granger Housing Authority
Taylor City Hall
Taylor Housing Authority
Cedar Park City Hall
Georgetown City Hall
Lanier City Hall
Liberty Hill City Hall
Wahr City Hall
Coupland City Hall
Hutto City Hall

Comments received on or before the December 19, 2022 deadline will be considered for inclusion in the final report.

Williamson County also offers, to all non-speaking English persons and upon written request, translated versions of all public documents and public hearing notices. Non-English speaking persons who desire translated public documents or public notices should formally request these items from the Williamson County CDBG Office during normal business hours.

Reasonable accommodations for people with disabilities and for non-English speaking populations will be made upon request and as appropriate. Call 512-943-3757 or write to the address below to request information, documents, records or accommodations.

Williamson County is committed to compliance with the Americans with Disabilities Act (ADA) and Section 504 of the Rehabilitation Act of 1973, as amended. Reasonable modifications and equal access to communications will be provided upon request. Please call 512-943-3757 (voice) or Relay Texas at 1-800-735-2588 (TDD) for assistance.

Bill Gravel, County Judge

AVISO DE LA FUNDACIÓN PÚBLICA Y AUDIENCIA PÚBLICA PARA WILLIAMSON COUNTY/ HUD CDBG GRANT RENDIMIENTO ANUAL CONSOLIDADO Y INFORME DE EVALUACIÓN

(CONSOLIDATED ANNUAL PERFORMANCE AND EVALUATION REPORT- CAPER)

El Condado de Williamson recibió una Subvención del Bloque para el Desarrollo Comunitario (Community Development Block Grant (CDBG), FY21 (octubre 2021 a septiembre 2022) la asignación de fondos de 1,698,040 dólares para sostener exitosamente el desarrollo de la comunidad y esfuerzos de vivienda razonable para áreas bajas y de ingresos moderados a través del Condado. El condado también retrocedió 329,894 dólares de proyectos de años anteriores.

Una audiencia pública se llevará a cabo por la oficina de CDBG del Condado de Williamson el martes, 13 de diciembre 2022 a las 5:00 pm en el Palacio de Justicia del Condado de Williamson ubicado en 710 Main Street, Georgetown, TX 78626. El propósito de la audiencia es para recibir los comentarios del público sobre el CAPER 2021. Por favor, que la entrada Calle Octa (8th Street) (del sur) del Palacio de Justicia. De conformidad con las regulaciones de HUD, el Condado fomenta la participación del público a revisar y comentar sobre el CAPER. Enviar

los comentarios por escrito en o antes del 18 de diciembre 2022 a la siguiente dirección:

Honorable Bill Gravel, Jefe del Condado 710 Main Street Georgetown, TX 78626

El informe estará disponible para la revisión del 5 de diciembre 2022 hasta 19 de diciembre 2022 en los siguientes lugares:

Williamson County Courthouse y Site Web en www.wco.org
Georgetown Housing Authority (Autoridad de Vivienda)

Jarral City Hall
Granger City Hall
Granger Housing Authority
Taylor City Hall
Taylor Housing Authority
Cedar Park City Hall
Georgetown City Hall
Lanier City Hall
Liberty Hill City Hall
Wahr City Hall
Coupland City Hall
Hutto City Hall

Los comentarios recibidos en o antes del 19 de diciembre 2022 serán considerados para su inclusión en el informe final.

El Condado de Williamson también ofrece, a todas las personas que no hablen inglés y, previa solicitud por escrito, versiones traducidas de todos los documentos públicos y avisos de audiencia pública. Las personas que no hablen inglés que deseen documentos públicos traducidos o avisos públicos deben solicitarlos antes de formalmente en la Oficina de CDBG del Condado de Williamson durante el horario comercial normal. Se realizarán adaptaciones razonables para personas con discapacidades y para poblaciones que no hablen inglés a pedido y según corresponda. Llame al 512-943-3757 o escriba a la dirección o comunicación para solicitar información, documentos, registros o adaptaciones.

El Condado de Williamson se compromete al cumplimiento de la Ley de Americanos con Discapacidades (ADA) y la Sección 504 del Acta de Rehabilitación de 1973, según enmendada. Modificaciones razonables o igual acceso a comunicaciones se puede proporcionar a petición. Por favor llame a 512-943-3757 (voz) o Relay Texas al 1-800-735-2588 (TDD) para obtener ayuda.
Bill Gravel, Jefe del Condado